

TOWN OF BARNSTABLE
COMMUNITY DEVELOPMENT BLOCK GRANT PROGRAM (CDBG)
FIVE YEAR CONSOLIDATED PLAN (JULY 1, 2015 – JUNE 30, 2020)



PREPARED BY: TOWN OF BARNSTABLE
GROWTH MANAGEMENT DEPARTMENT
367 MAIN STREET, 3RD FLOOR
HYANNIS, MA 02601

CONTACT PERSON: KATHLEEN GIROUARD, CDBG COORDINATOR
508-862-4702

Table of Contents

Executive Summary.....	3
ES-05 Executive Summary - 91.200(c), 91.220(b).....	3
The Process	7
PR-05 Lead & Responsible Agencies - 91.200(b)	7
PR-10 Consultation - 91.100, 91.200(b), 91.215(l)	8
PR-15 Citizen Participation - 91.401, 91.105, 91.200(c)	18
Needs Assessment	21
NA-05 Overview	21
NA-50 Non-Housing Community Development Needs - 91.415, 91.215 (f).....	23
Housing Market Analysis.....	25
MA-05 Overview	25
MA-45 Non-Housing Community Development Assets - 91.410, 91.210(f).....	27
MA-50 Needs and Market Analysis Discussion.....	35
Strategic Plan	38
SP-05 Overview	38
SP-10 Geographic Priorities - 91.415, 91.215(a)(1)	39
SP-25 Priority Needs - 91.415, 91.215(a)(2)	46
SP-65 Lead-based Paint Hazards - 91.415, 91.215(i)	60
SP-70 Anti-Poverty Strategy - 91.415, 91.215(j)	61
SP-80 Monitoring - 91.230	62
Expected Resources	63
AP-15 Expected Resources - 91.420(b), 91.220(c)(1,2)	63
Annual Goals and Objectives	65
AP-35 Projects - 91.420, 91.220(d)	67
AP-38 Project Summary	68
AP-50 Geographic Distribution - 91.420, 91.220(f)	72
AP-85 Other Actions - 91.420, 91.220(k)	73
Program Specific Requirements.....	75

Executive Summary

ES-05 Executive Summary - 91.200(c), 91.220(b)

1. Introduction

The Town of Barnstable's Five Year Consolidated Plan covers the time period from July 1, 2015 through June 30, 2020. The Five Year Consolidated Plan is mandated by the U.S. Department of Housing and Urban Development (HUD) to determine how the Town will use Community Development Block Grant (CDBG) funds for the next five (5) years.

The Consolidated Plan addresses housing, community development and community revitalization needs in the Town of Barnstable (Town). It also develops the goals and objectives that the Town will fund and/or support in relationship to low to moderate-income persons and areas.

Development of the Consolidated Plan is collaboration between Barnstable residents, service providers, neighboring towns, county, state, federal and local agencies to establish a unified vision to address the housing and community development needs in the community. It provides the opportunity for the Town of Barnstable to shape the housing and community development efforts over the next five years into an effective, coordinated strategy. This strategy must meet the program goals of providing decent housing, a suitable living environment, and expanding economic opportunities principally for low-moderate income persons.

2. Summary of the objectives and outcomes identified in the Plan

HUD's performance measurement system includes three objectives: Decent Housing (DH), Creating Suitable Living Environments (SL), and Creating Economic Opportunities (EO).

And three outcomes: 1. Availability/Accessibility, 2. Affordability, and 3. Sustainability.

The objectives and outcomes will result from specific programs and investments over the five years covered by this Consolidated Plan. These programs will be selected and funded on an annual basis as part of each Action Plan. Whereas the specific programs may vary from year to year, there will be a consistency with the needs, objectives and outcomes contained in the five-year plan.

CDBG 5 Year Consolidated Plan Goals:

Decent Housing (DH-1,2, and 3)

- Acquisition to increase the number of Affordable Housing Units
- Direct homeowner assistance to increase home owner opportunities
- Rehab to connect eligible homeowners to Town sewer
- Rehabilitation to create or preserve affordable housing units for rent or homeownership
- Other eligible activities that create or preserve Barnstable's affordable housing stock and housing opportunities for LMI residents

Creating Economic Opportunities (EO-1, 2, 3)

- Activities that create or retain economic or job opportunities for LMI residents

- Assisting eligible micro-enterprise business owners to establish, stabilize or expand their small business
- Assistance to businesses to prevent or eliminate slum and blight conditions through façade improvements in proposed NRSA
- Other eligible activities that create or retain economic opportunities for eligible residents

Creating Suitable Living Environments

Public Facility/Infrastructure/Public Improvements (includes ADA/Handicap Access) (SL-1)

- Acquisition of property to be used for public facility, infrastructure, public improvements.
- Rehabilitation to improve public facilities, infrastructure, public improvements, includes removing architectural barriers to improve access
- Other eligible public facility/infrastructure/public improvements

Public Services (capped at 15% of entitlement) (SL-1, 2 and EO-1, 2)

- Job training and opportunities for LMI residents and special needs populations
- Activities that provide public services to LMI population and special needs population with or without a housing benefit
- Other eligible public service activities with or without a housing benefit.

Neighborhood Revitalization Strategy Area (NRSA)/Target Area (DH-3, SL-3, EO-3)

- Activities to stabilize housing units in the NRSA that promote homeownership in the NRSA
- Rehab to improve or preserve existing housing in NRSA
- Assistance to small business owners to make façade improvements in NRSA
- Assistance to business owners to establish, stabilize, or expand their micro-enterprise
- Rehab to remove conditions of slum and blight
- Public Facilities/Infrastructure/ other Public Improvements in NRSA
- Public Services with or without housing benefit in NRSA
- Other eligible activities that result in stabilizing and improving the area.

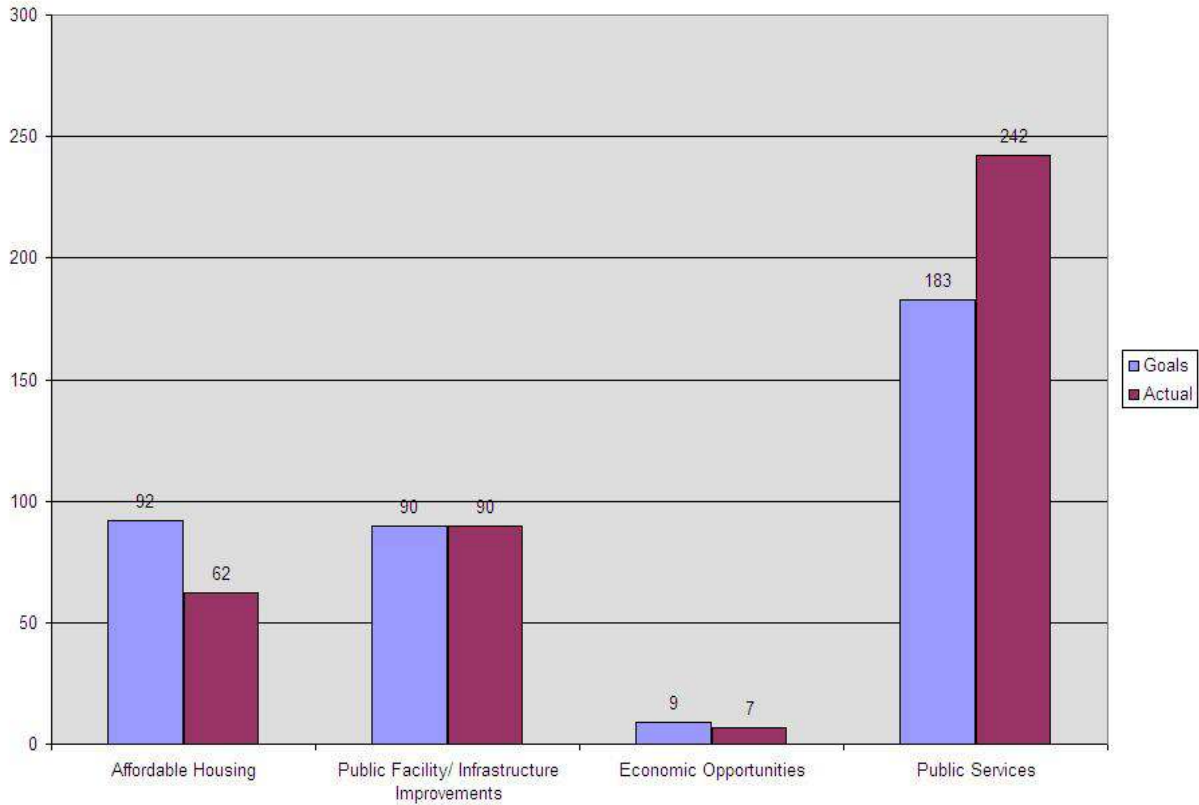
Administration of the CDBG Program

Activities include development of consolidated plan, annual action plan, year end report (CAPER), NRSA, monitoring and documenting compliance with grant requirements.

3. Evaluation of past performance

Overall past performance was consistent with goals. Consolidated Plan goals identified included: affordable housing, economic opportunities, public facilities and infrastructure improvements, and public services. The chart below shows goals and actual accomplishments by each category. Affordable housing projects fell short of expectations in almost every category. The economic climate slowed production of housing units, potential first time home buyers had difficulty securing financing, home owners exercised their right to wait the allotted time to connect to the sewer system, and home owners did not have available cash to support rehab projects. That being said we were still able to accomplish

just under 70% of the affordable housing goals set. The achievements for public facility improvements and job opportunities were inline with the goals. The number of persons served by public service activities far exceeded expectations over the five year period.



Past Performance

HUD also measures performance on the grantees ability to spend CDBG funds in a timely manner. To meet this test the grantee shall not have over 1.5 times the amount of the allocation in the bank on May 1st each year. The Town will not meet the timeliness test this year and will be expected to develop and submit a Workout Plan to HUD for approval. The Workout Plan shall identify the reasons funds were not spent down in time; any modifications or terminations of activities; any reprogramming of funds; and other planned actions to bring the program into compliance. To be in compliance with the next timeliness test the amount in the bank must be at or below one and a half times the allocation or \$429,940. Any amount over that amount on May 1 will need to be returned to HUD.

4. Summary of citizen participation process and consultation process

Residents and agencies serving low/moderate income residents and special needs populations were asked to participate in meetings, complete surveys, review draft documents and submit written comments. See Consultation and Citizen Participation sections that follow for more details.

To notify the public of these opportunities to participate in the process, the Growth Management Department (GMD) issued press releases that resulted in newspaper; radio and local cable channel 8 television announcements. Direct invitations were sent via post office and/or email to participate in meetings, surveys, and comment periods. GMD also used social media including Facebook and Twitter to announce meetings, surveys, and public comment periods in an attempt to encourage younger residents. Regional and other local agencies included reprints of announcements in their own newsletters including but not limited to the Hyannis Area Chamber of Commerce, Business Improvement District, and the Barnstable County Human Services Newsletter. Announcements were forwarded to Boards and Committees and included in the Inside Town Government class.

5. Summary of public comments

The draft Consolidated Plan was available by April 1, 2015 as indicated in the notices posted in Town buildings, on the Town website, cable channel 18, Twitter, and Facebook, the local newspaper *The Barnstable Patriot*, emailed and included in Town Newsletter to encourage participation by submitting written comments to the GMD office by May 1, 2015. The *Barnstable Patriot* also included an article on the CDBG program during the public comment period that helped get the word out. The comments received below were in response to the article in the *Patriot*.

We received a comment from one of the libraries on the importance of including notices in the libraries that are often used by low and moderate income persons that do not have access to the internet. We agree and included the libraries but unfortunately a staff change was not updated. GMD staff has since updated the list and will continue to forward CDBG information to the libraries and will check at least yearly to ensure the lists remain current. Notices are typically posted in Town Hall, the seven (7) libraries, the Senior Center, the Hyannis Youth Center and the Barnstable Housing Authority.

Received another email comment requesting information on what funds are available for housing. The response included the link to the website and phone number to the GMD office for more information.

Received two phone calls looking for funds for home repairs: one was referred to Housing Assistance Corporation weatherization program and one was over income and not eligible.

No other comments were received during this period.

6. Summary of comments or views not accepted and the reasons for not accepting them

Comments and views are generally accepted and reported. If there are comments not accepted they will be reported here.

7. Summary

Based on input from the public and agencies serving low and moderate income residents of Barnstable, affordable housing and economic opportunities continue to be the highest needs. Additional priorities include public facilities and infrastructure improvements, activities that provide services to low income and special needs populations, and the need to revitalize and stabilize downtown Hyannis.

The Process

PR-05 Lead & Responsible Agencies - 91.200(b)

1. Describe agency/entity responsible for preparing the Consolidated Plan and those responsible for administration of each grant program and funding source

The following are the agencies/entities responsible for preparing the Consolidated Plan and those responsible for administration of each grant program and funding source.

Agency Role	Name	Department/Agency
Lead Agency	BARNSTABLE	
CDBG Administrator		GROWTH MANAGEMENT DEPARTMENT
HOPWA Administrator		
HOME Administrator		
HOPWA-C Administrator		

Table 1– Responsible Agencies

Narrative

The Town of Barnstable's Growth Management Department (GMD) under the direction of the Town Manager is the lead agency responsible for developing the Five Year Consolidated Plan, One Year Action Plans, Consolidated Annual Performance Evaluation Reports, Citizen Participation Plan, and administering all projects and activities under the CDBG program.

Consolidated Plan Public Contact Information

Kathleen Girouard, CDBG Coordinator, 508-862-4702, Email: kathleen.girouard@town.barnstable.ma.us
Jo Anne Miller Buntich, Director, 508-862-4678, Email: joanne.buntich@town.barnstable.ma.us
Thomas K. Lynch, Town Manager, 508-862-4610, Email: thomas.lynch@town.barnstable.ma.us

PR-10 Consultation - 91.100, 91.200(b), 91.215(I)

1. Introduction

The goal of the consultation process in the preparation of the Consolidated Plan was to strengthen the partnerships and linkages among all levels of government, the private sector, and other concerned stakeholders. To achieve these goals the Town of Barnstable implemented the following strategies/activities.

The Town of Barnstable consulted with several different organizations in the preparation of the Consolidated Plan including those that provide assisted housing, health services, and social and fair housing services (including those focusing on services to children, elderly, and persons with disabilities, with HIV/AIDS and their families, and veterans). State, local, non-profit, private agencies and adjacent governments participated in the development. The process included formal and informal meetings, surveys, and discussions to gather input on needs and priorities included in the plan. This consultation provided an understanding of the housing and community development needs of Barnstable, especially the needs of its low income citizens.

The consultation process for the Consolidated Plan which included the NRSA and Annual Action Plan started June 2014 and expected to continue through May 2015. Residents, stakeholders, financial institutions, and other agencies were invited to attend Focus group meetings for proposed NRSA area in June 2014. Consultations with public housing agencies and regional network to address homelessness began early November 2014. Another focus group meeting was held in December to consult with agencies that provide assisted housing, health services, social and fair housing services including those focusing on services to children, elderly persons, persons with disabilities, persons with HIV/AIDS and homeless persons on the development of the Consolidated Plan.

Public meeting held March 26, 2015. Discussions continued with agencies, public housing and the network to address homelessness through May. As indicated in the executive summary, communications with these agencies continue throughout the program year to distribute updated program information, fund availability, or any substantial changes.

Provide a concise summary of the jurisdiction's activities to enhance coordination between public and assisted housing providers and private and governmental health, mental health and service agencies (91.215(I)).

Engaged the public and assisted housing providers and private and government health, mental health and service agencies early in the process

- Focus Group Meeting 6/24/15 to discuss proposed NRSA.
 - 10/1/14 Attended meeting of the Policy Board of the Regional Network to Address Homelessness.
- Discussions in preparation of the ConPlan began November 2014, meeting with members on December 10, 14 to discuss strategies for compiling information for ConPlan, conversations continued through May 2015.
- November 2014 through April 2015, Discussions with Barnstable Housing Authority on public housing

needs and market analysis.

- Focus Group Meeting 12-10-14 to discuss needs, Representatives from twelve (12) agencies participated in the meeting; twenty-seven (27) were invited.
- 12-30-14 Survey on Needs sent to email list of agencies
- February - March 2015 discussions with Barnstable County HOME Consortium on developing ConPlan goals
- 2/4/15- Meeting with Senior Center to gather input on the needs of Elderly, Frail Elderly and Disabled populations.
- Direct emails were sent to agencies consulted on 3/10/15 to invite them to the public meeting 3/26/15, to obtain copies of send comments on the draft documents before they are submitted to HUD for approval.

Describe coordination with the Continuum of Care and efforts to address the needs of homeless persons (particularly chronically homeless individuals and families, families with children, veterans, and unaccompanied youth) and persons at risk of homelessness

There is one Continuum of Care for Cape Cod and the Islands which includes the Town of Barnstable. The Town is represented on the Policy Board of the CoC, currently by the Assistant Town Manager and the Superintendent of Schools. Other members on the policy board include Housing Assistance Corporation, Duffy Health Care, Independence House, Elder Services, Cape Cod Council of Churches and the Regional Network to Address Homelessness. The Town consults with these agencies in the preparation of the Consolidated Plan. Policy board members may change at times but representation for the Town and consultation with those agencies shall remain constant.

Describe consultation with the Continuum(s) of Care that serves the jurisdiction's area in determining how to allocate ESG funds, develop performance standards and evaluate outcomes, and develop funding, policies and procedures for the administration of HMIS

The Homeless Emergency Assistance and Rapid Transition to Housing Act of 2009 (HEARTH Act) amended the McKinney-Vento Homeless Assistance Act, including major revisions to what is now titled the Emergency Solutions Grant (ESG) program. The ESG program assists homeless households at risk of homelessness by providing the services necessary to help them quickly regain stable housing after experiencing a housing crisis and/or homelessness. Currently, the Commonwealth of Massachusetts Department of Housing and Community Development (DHCD) is awarded ESG funds for use in Massachusetts. Neither the Town nor the County receives these funds directly from DHCD. Funds are provided for shelter support, rapid rehousing, and homeless prevention. ESG funds are offered through a competitive request for proposal (RFP) on an annual basis. Public notices are issued giving the Towns on Cape Cod and Barnstable County opportunities to comment. DHCD recently awarded Housing Assistance Corporation (HAC) rapid rehousing funds. HAC is located in Barnstable and serves the Cape Cod region. The Town CDBG program has funded several HAC programs over the years including Project Prevention, a program providing financial assistance to help keep people in their homes or help those that have lost their housing secure a place to live. The Town has also funded homeless programs including Duffy Respite Care program providing assistance for respite stays for homeless persons to

receive medical care. The BID Clean Team program provides job training and opportunities for Baybridge clients several of which are homeless or previously homeless. Future requests for similar programs that fill in gaps in ESG services may be considered in the future.

2. Describe Agencies, groups, organizations and others who participated in the process and describe the jurisdictions consultations with housing, social service agencies and other entities

Table 2– Agencies, groups, organizations who participated

1	Agency/Group/Organization	Barnstable Housing Authority (BHA)
	Agency/Group/Organization Type	PHA
	What section of the Plan was addressed by Consultation?	Housing Need Assessment Public Housing Needs Homeless Needs - Chronically homeless Homeless Needs - Families with children Non-Homeless Special Needs Market Analysis
	How was the Agency/Group/Organization consulted and what are the anticipated outcomes of the consultation or areas for improved coordination?	Meetings, phone, and email.
2	Agency/Group/Organization	REGIONAL NETWORK TO ADDRESS HOMELESSNESS
	Agency/Group/Organization Type	Services-homeless Regional organization Business and Civic Leaders Continuum of Care
	What section of the Plan was addressed by Consultation?	Homelessness Strategy Homeless Needs - Chronically homeless Homeless Needs - Families with children Homelessness Needs - Veterans Homelessness Needs - Unaccompanied youth

	How was the Agency/Group/Organization consulted and what are the anticipated outcomes of the consultation or areas for improved coordination?	Meetings, phone, and email.
3	Agency/Group/Organization	HOUSING ASSISTANCE CORPORATION (HAC)
	Agency/Group/Organization Type	Housing Services - Housing Regional organization
	What section of the Plan was addressed by Consultation?	Housing Need Assessment NRSA
	How was the Agency/Group/Organization consulted and what are the anticipated outcomes of the consultation or areas for improved coordination?	Meeting
4	Agency/Group/Organization	Cape Cod Child Development
	Agency/Group/Organization Type	Services-Children Child Welfare Agency
	What section of the Plan was addressed by Consultation?	Housing Need Assessment Homeless Needs - Families with children
	How was the Agency/Group/Organization consulted and what are the anticipated outcomes of the consultation or areas for improved coordination?	Meeting
5	Agency/Group/Organization	Habitat for Humanity
	Agency/Group/Organization Type	Housing
	What section of the Plan was addressed by Consultation?	Housing Need Assessment
	How was the Agency/Group/Organization consulted and what are the anticipated outcomes of the consultation or areas for improved coordination?	Meeting
6	Agency/Group/Organization	DEPT. OF HUMAN SERVICES
	Agency/Group/Organization Type	Other government - County

	What section of the Plan was addressed by Consultation?	Housing Need Assessment Public Housing Needs Homelessness Strategy Homeless Needs - Chronically homeless Homeless Needs - Families with children Homelessness Needs - Veterans Homelessness Needs - Unaccompanied youth Non-Homeless Special Needs
	How was the Agency/Group/Organization consulted and what are the anticipated outcomes of the consultation or areas for improved coordination?	Meetings, phone, and email.
7	Agency/Group/Organization	DEPT OF DEVELOPMENTAL SERVICES
	Agency/Group/Organization Type	Other government - State
	What section of the Plan was addressed by Consultation?	Housing Need Assessment Homeless Needs - Chronically homeless Homeless Needs - Families with children Homelessness Needs - Veterans Homelessness Needs - Unaccompanied youth Non-Homeless Special Needs
	How was the Agency/Group/Organization consulted and what are the anticipated outcomes of the consultation or areas for improved coordination?	Meeting
8	Agency/Group/Organization	NAMI Cape Cod & Islands
	Agency/Group/Organization Type	Services-Persons with Disabilities Services-Education
	What section of the Plan was addressed by Consultation?	Housing Need Assessment Homelessness Needs - Veterans Non-Homeless Special Needs
	How was the Agency/Group/Organization consulted and what are the anticipated outcomes of the consultation or areas for improved coordination?	Meeting

9	Agency/Group/Organization	Community Action Committee of Cape Cod and the Islands, Inc.
	Agency/Group/Organization Type	Services - Housing Services-Children Services-Elderly Persons Services-Persons with Disabilities Services-homeless Services-Health Private Non Profit for low income families & individuals
	What section of the Plan was addressed by Consultation?	Housing Need Assessment Homelessness Strategy Homeless Needs - Chronically homeless Homeless Needs - Families with children Homelessness Needs - Veterans Homelessness Needs - Unaccompanied youth Non-Homeless Special Needs
	How was the Agency/Group/Organization consulted and what are the anticipated outcomes of the consultation or areas for improved coordination?	Meetings, phone, and email
10	Agency/Group/Organization	Barnstable Veterans Services
	Agency/Group/Organization Type	Services-Veterans
	What section of the Plan was addressed by Consultation?	Housing Need Assessment Homelessness Needs - Veterans Non-Homeless Special Needs
	How was the Agency/Group/Organization consulted and what are the anticipated outcomes of the consultation or areas for improved coordination?	Meeting
11	Agency/Group/Organization	Elder Services of Cape Cod and the Islands, Inc.
	Agency/Group/Organization Type	Services-Elderly Persons
	What section of the Plan was addressed by Consultation?	Housing Need Assessment Non-Homeless Special Needs

	How was the Agency/Group/Organization consulted and what are the anticipated outcomes of the consultation or areas for improved coordination?	Meeting
12	Agency/Group/Organization	Duffy Health Center Inc
	Agency/Group/Organization Type	Services-Health Regional organization
	What section of the Plan was addressed by Consultation?	Housing Need Assessment Homelessness Strategy Homeless Needs - Chronically homeless Homeless Needs - Families with children Homelessness Needs - Veterans Homelessness Needs - Unaccompanied youth Non-Homeless Special Needs
	How was the Agency/Group/Organization consulted and what are the anticipated outcomes of the consultation or areas for improved coordination?	Meeting
13	Agency/Group/Organization	Independence House
	Agency/Group/Organization Type	Housing Services-Victims of Domestic Violence
	What section of the Plan was addressed by Consultation?	Housing Need Assessment Homeless Needs - Families with children Non-Homeless Special Needs
	How was the Agency/Group/Organization consulted and what are the anticipated outcomes of the consultation or areas for improved coordination?	Meeting
14	Agency/Group/Organization	Cape & Islands Community Development, Inc. dba Coastal Community Capital
	Agency/Group/Organization Type	Community Development Lender Non-Profit Community Development Financial Institution

	What section of the Plan was addressed by Consultation?	Economic Development NRSA
	How was the Agency/Group/Organization consulted and what are the anticipated outcomes of the consultation or areas for improved coordination?	Meeting
15	Agency/Group/Organization	YMCA Cape Cod
	Agency/Group/Organization Type	Non-profit
	What section of the Plan was addressed by Consultation?	Housing Need Assessment Homeless Needs - Families with children Homelessness Needs - Unaccompanied youth Non-Homeless Special Needs
	How was the Agency/Group/Organization consulted and what are the anticipated outcomes of the consultation or areas for improved coordination?	Meeting
16	Agency/Group/Organization	Hyannis Main Street Business Improvement District (BID)
	Agency/Group/Organization Type	Business and Civic Leaders BID
	What section of the Plan was addressed by Consultation?	Homelessness Strategy Non-Homeless Special Needs Economic Development
	How was the Agency/Group/Organization consulted and what are the anticipated outcomes of the consultation or areas for improved coordination?	Meetings
17	Agency/Group/Organization	Barnstable Senior Center
	Agency/Group/Organization Type	Services-Elderly Persons Services-Persons with Disabilities Other government - Local
	What section of the Plan was addressed by Consultation?	Housing Need Assessment Non-Homeless Special Needs
	How was the Agency/Group/Organization consulted and what are the anticipated outcomes of the consultation or areas for improved coordination?	Meeting
18	Agency/Group/Organization	Child and Family Services

	Agency/Group/Organization Type	Services-Children
	What section of the Plan was addressed by Consultation?	Housing Need Assessment Non-Homeless Special Needs
	How was the Agency/Group/Organization consulted and what are the anticipated outcomes of the consultation or areas for improved coordination?	Meetings
19	Agency/Group/Organization	Barnstable Housing Committee (BHC)
	Agency/Group/Organization Type	Volunteer Advisory Committee to Town Council
	What section of the Plan was addressed by Consultation?	Housing Need Assessment Public Housing Needs Homelessness Strategy Homeless Needs - Chronically homeless Homelessness Needs - Veterans
	How was the Agency/Group/Organization consulted and what are the anticipated outcomes of the consultation or areas for improved coordination?	Meeting 3/17/15

Identify any Agency Types not consulted and provide rationale for not consulting

Attempts to increase the types of agencies participating in the process were made by sending invitations to a number of agencies that provide different services to low and moderate income persons and special needs populations. The result was an increased number and agency types participating than previous years. More agency types were invited than participated. Outreach efforts will continue with the goal of engaging as much of the community as possible.

Other local/regional/state/federal planning efforts considered when preparing the Plan

Name of Plan	Lead Organization	How do the goals of your Strategic Plan overlap with the goals of each plan?
Continuum of Care	Regional Network to Address Homelessness on Cape Cod & Islands	Coordination with Regional Network and consideration of their plans help formulate the needs & goals identified in Consolidated Plan.
Housing Needs Assessment	Town of Barnstable Growth Management Dept.	Needs identified in Housing Needs Assessment are included in Consolidated Plan and will be considered when developing the Housing Production Plan expected this fall.

Table 3– Other local / regional / federal planning efforts

Describe cooperation and coordination with other public entities, including the State and any adjacent units of general local government, in the implementation of the Consolidated Plan (91.215(l))

Other public entities, State entities and adjacent units of general local government are invited to participate in the process. Representatives of State agencies such as Department of Development Services, National Alliance Mental Illness, local agencies such as Barnstable County Human Services participated in the consultation process along with several non-profit organizations. Adjacent units of local government such as the senior center were consulted to gather input on elderly, frail elderly and non-housing needs for disabled persons.

Narrative

PR-15 Citizen Participation - 91.401, 91.105, 91.200(c)

1. Summary of citizen participation process/Efforts made to broaden citizen participation Summarize citizen participation process and how it impacted goal-setting

Citizens and other interested parties are encouraged to participate in the process. The Citizen Participation Plan (CPP) was updated and adopted October 2012 and is located on the town website www.townofbarnstable.us/CDBG. In summary residents and other interested parties are encouraged to participate when the Town is developing Consolidated Plans which include (Five Year Consolidated Plan, Annual Action Plans, and Consolidated Annual Performance Evaluation Report (CAPER)); when substantially amending consolidated plans, and when evaluating the Town's performance in implementing those plans.

Citizens can participate by attending public meetings and commenting on draft documents and substantial amendments before they are submitted to HUD for approval. As indicated in the CPP, the Town holds at least two (2) public meetings a year, one during the planning process and again when reporting performance and preparing the Consolidated Annual Performance Evaluation Report (CAPER).

Efforts made to broaden participation included focus group meetings, a community needs survey and increasing the way information is distributed to the public. Focus Group meetings were held in June 24, 2014, December 10, 2014, and a public meeting was held March 26, 2015 to discuss the Consolidated Plan which included the NRSA and Annual Action Plan. Surveys were released late December 2014 and responses were collected through February 6, 2015. The survey asked residents to help prioritize the needs for the Consolidated Plan. Distribution methods include direct mailings and press releases.

The Town newsletter, the Barnstable Bulletin, is directly mailed to about 4,000 residents and included the survey link in both January and February publications. The newsletter is also used to distribute meeting and fund availability notices when possible. The CDBG Coordinator maintains an email distribution list of residents, agencies, and others that requested information on the CDBG program or provide services to low and moderate income persons or special needs populations. There are currently about 100 people on the email distribution list. This list is used to send meeting notices, document and fund availability, and surveys and any other program notices.

Press releases are issued to help distribute notices telling residents and other interested parties about these efforts. This results in notification in newspapers, websites, local cable channel 18, radio stations, Facebook, and Twitter. Re-distribution of information in community agency newsletters, emails, and websites such as Hyannis Area Chamber of Commerce, Hyannis Business Improvement District, and Barnstable County Human Services and online news sites such as the Barnstable Patriot and Cape Cod News. Legal advertisements are also used when required. Information gathered from meetings, surveys, written responses or other comments received from residents and other interested parties are used to determine the needs in the community and help formulate program goals.

Citizen Participation Outreach

Sort Order	Mode of Outreach	Target of Outreach	Summary of response/attendance	Summary of comments received	Summary of comments not accepted and reasons	URL (if applicable)
1	Public Meeting	Non-targeted/broad community Stakeholders, local financial institutions, non-profit orgs, owner/operators	11 attendees	NRSA discussion see attached meeting notes	n/a	
2	Public Meeting	Non-targeted/broad community	18 attendees	Discussed Consolidated Plan, Annual Action Plan, and NRSA		
3	Survey	Non-targeted/broad community	42 responses	Affordable Housing, Economic Opportunities, Public Facilities & Improvements, and Public Services are high needs in the community.		

Sort Order	Mode of Outreach	Target of Outreach	Summary of response/attendance	Summary of comments received	Summary of comments not accepted and reasons	URL (If applicable)
4	Public Hearing	Non-targeted/broad community	1 attendee	Support for downtown Hyannis NRSA, need for Facade improvement program in NRSA, and support for Clean Team public service		
5	Newspaper Ad	Non-targeted/broad community	Meeting notices, document availability, and public comment period posted in Barnstable Patriot & their website on multiple dates. Patriot also featured an article on CDBG program.	2 comments received, 1 from local library suggesting posting information in library to reach income eligible residents. 1 looking for funds for housing.	Response to comments: updated library contacts, will verify staff changes to ensure ongoing communications. Responded to inquiry with information & info on how to apply.	

Table 4– Citizen Participation Outreach

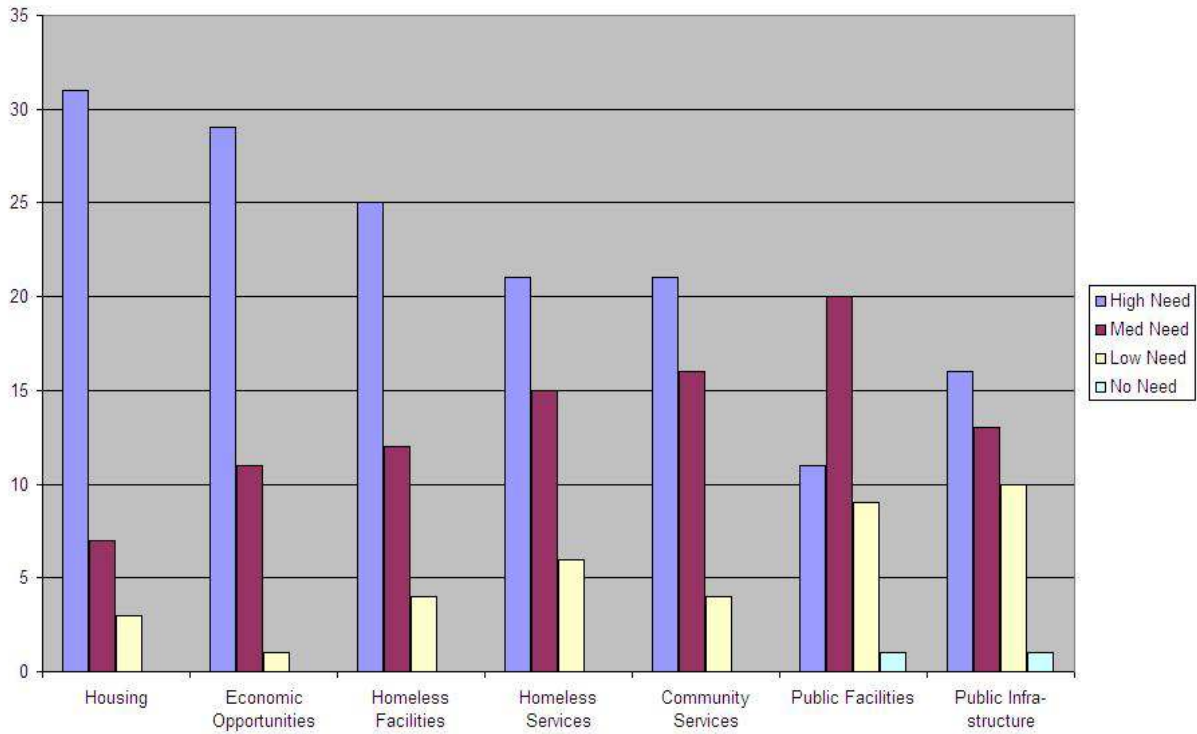
Needs Assessment

NA-05 Overview

Needs Assessment Overview

The Town of Barnstable needs assessment was prepared using information gathered from most recent Census, American Community Survey (ACS), Comprehensive Housing Affordability Strategy (CHAS), surveys, meetings, and comments from residents and agencies serving eligible populations on housing, economic development, and non-housing community development needs. Additionally, the Growth Management Department (GMD) hired a consultant to update the Housing Needs Assessment (HNA) for the Town that was completed in December 2014. The HNA is available on the Town website at: <http://www.town.barnstable.ma.us/AffordableHousing/HousingNeeds.pdf>. The HNA outlines the housing needs for the entire Town and identifies specific needs for the village of Hyannis. The HNA will also be used to develop the Housing Production Plan that is expected to be completed in the fall of 2015. The HNA was considered when identifying the needs and goals of the Consolidated Plan. Of significance is the amount of Barnstable residents that qualify for CDBG assistance. Residents with household income at or below 80% of the Area Median Income (AMI) are considered income eligible for the CDBG program. Almost half, 48%, of Barnstable residents and 68% of Hyannis residents meet this requirement. Fifteen (15%) percent of Hyannis families are below poverty level compared to 6.6% town wide. The affordability gap which is the difference between the sales price affordable to a household with median income and the median sales price of a single-family home is \$165,000 in 2014. The affordability gap carries into higher income ranges with a gap of \$142,500 for households with income up to 120% of AMI. ACS estimates indicate that a greater share of Hyannis homeowner households is housing cost burdened. Roughly 57% of all homeowner households in Hyannis (935 households) are considered cost burdened and 24% (481 households) severely cost burdened. Town wide, 42% of homeowners are cost burdened and 17% severely cost burdened. Roughly 9% or 1,921 units of the current housing stock would be affordable to households earning up to 80% of the AMI. Housing cost burden is often linked with instability and increased risk of homelessness. The need for housing that is affordable to Barnstable residents was determined one of the highest needs followed by the need for jobs and economic opportunities for low and moderate income residents and special needs populations. Public services and activities that benefit homeless persons were also ranked high. Public facilities and other public improvements were mostly ranked as high or medium need. See chart of survey results attached hereto.

2015 Survey Responses



2015 Survey Responses

NA-50 Non-Housing Community Development Needs - 91.415, 91.215 (f)

Describe the jurisdiction's need for Public Facilities:

High/medium need for public facilities including those providing housing and services for homeless persons. Sixty-one (61%) of persons completing surveys indicated the high need for public facilities serving homeless persons. Forty-nine (49%) rated public facilities as a medium need. One person said public facility improvements were not needed in the community.

- Safe, supportive housing for elderly and frail elderly, victims of domestic violence, veterans, and persons with mental illness were identified as high needs.
- Access to public facilities and housing units is needed for elderly and persons with limited mobility.
- Improvements to existing public facilities including Veteran's Housing facility on South Street, public housing units, and other public facilities serving low and moderate income residents and special needs populations.
- Need for improvements of Baybridge facility and homeless facilities was identified in public meeting 3/26/15.

How were these needs determined?

Public facility needs were determined based on survey responses, comments received in focus group meetings, public meetings, and consultations with agencies serving low/moderate income persons and special needs populations.

Describe the jurisdiction's need for Public Improvements:

High/Medium need for public improvements. Seventy-three (73%) of survey participants indicated a high or medium need for public improvements. The largest percentage of responders (40%) rated public improvements as a high need in the community. Twenty-five (25%) percent of responders rated public improvements as a low need. One person indicated that public improvements were not needed in the community.

Types of improvements that would fall under this category may include streets, water and sewer lines, sidewalks, curbs and gutters, parks, playgrounds, flood and drainage improvements, parking lots, utility lines, and road, sewer, and other improvements to properties that are publicly owned or traditionally provided by the government.

- The need for sidewalks and improvements to existing sidewalks downtown Hyannis. Some of the existing sidewalks were not wide enough to encourage walking.

How were these needs determined?

Public improvements needs were determined based on comments received in focus group meetings, public meeting, consultations with agencies serving low/moderate income persons and special needs populations, in writing or requests for funding received.

Describe the jurisdiction's need for Public Services:

Fifty (50) percent of survey responders indicated that public services were a high need and in particular, fifty-one (51) percent identified homeless services as a high need. Another 39% and 36% indicated public services/ homeless services were a medium need respectively. Ten (10%)/ 14% felt it was a low need but not one response that public or homeless services were not needed in the community. Consultations with service agencies reiterated the high needs for public service activities.

Public service needs identified in the focus group and public meetings included job training, supportive employment, life skills coaching for people transitioning to sober housing, transportation for low income and special needs persons to work jobs with flexible schedules, homeless services, and centralized assessment for homeless and veteran populations, and rapid rehousing were identified. Down payment assistance was identified as a high need in housing discussions which are considered a public service activity under CDBG regulations.

Every year the majority of fund requests received are for public service activities which are capped at 15% of the yearly CDBG allocation under the program guidelines. As this has been identified as a high need the Town continues to allocate the full amount allowed each program year to address these needs. The NOFA was released 2/12/15 for the 2015 program year and the maximum amount allowed by HUD for public service activities is \$42,994. The Town received 4 letters of interest for these types of activities requesting a total of \$115,000 or 2 and half times the amount available. There was a fifth application not included in these totals because the request was unclear. The fund requests included job training and opportunities for extremely low income disabled persons; food services for low income; income payments to secure housing and housing counseling services; and down payment assistance.

Unfortunately we are unable to meet the need for public service needs in the community. The proposals are being reviewed; eligible projects will be asked to submit a full application that will be considered for the 2015 program year. Results will be included in the Annual Action Plan section of this document.

How were these needs determined?

Needs were determined based on comments received in focus group meetings, public meeting, and consultations with agencies serving low/moderate income persons and special needs populations, comments received in writing or requests for funding received.

Housing Market Analysis

MA-05 Overview

Housing Market Analysis Overview:

Per the Housing Needs Assessment (HNA): The estimated number of housing units in Barnstable during the period 2008- 2012 was 27,345 with 19,919 (73%) year round occupied units and 5,698 (21%) vacant units for seasonal, recreational, or occasional use. Vacant units for rent were about 1% of total housing units and about 1% vacant units for sale. Of these, only about 9% is affordable to those with incomes at or below 80% AMI and almost half the residents in Barnstable have income level 80% or below. Even more residents (68%) in Hyannis have incomes below 80%. As mentioned in housing needs assessment, 57% of Hyannis home owners and forty-eight (48%) percent of Barnstable residents pay over 30% of their gross income for housing costs and about 24% pay over 50%.

Of Barnstable's total homeowner households the 2007-2011 ACS estimates roughly 42% have at least 1 of 4 housing problems. Roughly 52% of homeowners with incomes between 80% and 100% AMI have housing problems and 55% of homeowners with incomes between 50% and 80% AMI. The portion of homeowner households with housing problems increases with lower incomes. The four housing problems are: incomplete kitchen facilities; incomplete plumbing facilities; more than 1 person per room; and cost burden greater than 50%.

The wait lists for public housing units and other supportive housing units are long, close to 1,500 households for public housing, over 270 for MRVP vouchers and over 4,500 for Section 8 vouchers as of October 2014. Some improvements are needed for public housing units and for veterans housing units. There is a need for more accessible housing units for elderly and disabled populations as none are fully accessible and the population here is expected to continue aging.

According to the HNA, about 116 units of the 21% percent of units on the Subsidized Housing Inventory that are not restricted in perpetuity have affordability restrictions most that will expire within 5 years. These include 100 rental units at Fawcett's Pond Village with a term ending 2015 and 6 rental units at Cape Cod Group Homes with end term in 2020. Ten (10) ownership units at various locations under the Cape Cod Commission HOR program have terms ending in 2015 and 2016.

Per HNA: Barnstable's greatest housing needs are:

1. To reduce the isolation of racial/ethnic minorities and low-income groups through creation of additional affordable housing opportunities in areas outside of Hyannis.
2. To produce more rental housing throughout the community, especially areas outside of Hyannis.
3. Affordable and Market Rate Rental Housing Town wide.

4. Affordable homeownership opportunities, particularly for first time home buyers with income at or below 120% AMI.
5. Older Adult Housing Needed to serve older adults to continue to live in the community as their housing needs change.
6. Affordable housing with supportive services for special needs and homeless populations.
7. Accessible affordable housing for elderly and persons with limited mobility.

Needs for the Village of Hyannis:

1. Primary need is affordable Ownership Housing.
2. Still a need for rental housing in Hyannis but currently a 6% vacancy rate which is close to the 7% for a healthy market.
3. Rehab to preserve existing rental units.
4. Older adult housing needed here as well. Roughly 14% of Hyannis' population is 65 year of age or older.
5. Improvements to make housing units accessible for older residents and persons with disabilities.

MA-45 Non-Housing Community Development Assets - 91.410, 91.210(f)

Introduction

Eligible non-housing community development projects include improvements to public facilities, infrastructure, and other public improvements (including accessibility improvements); public service activities; and economic development activities. Projects that create jobs for low and moderate income residents were ranked almost the same as affordable housing in the community. Non-housing community development were identified as high needs in the community and may be funded over the next five years.

Economic Development Market Analysis

Business Activity

Business by Sector	Number of Workers	Number of Jobs	Share of Workers %	Share of Jobs %	Jobs less workers %
Agriculture, Mining, Oil & Gas Extraction	0	0	0	0	0
Arts, Entertainment, Accommodations	29	0	14	0	-14
Construction	12	0	6	0	-6
Education and Health Care Services	52	0	26	0	-26
Finance, Insurance, and Real Estate	5	0	2	0	-2
Information	7	0	3	0	-3
Manufacturing	20	0	10	0	-10
Other Services	11	0	5	0	-5
Professional, Scientific, Management Services	23	0	11	0	-11
Public Administration	0	0	0	0	0
Retail Trade	25	0	12	0	-12
Transportation and Warehousing	4	0	2	0	-2
Wholesale Trade	13	0	6	0	-6
Total	201	0	--	--	--

Table 5 - Business Activity

Data Source: 2007-2011 ACS (Workers), 2011 Longitudinal Employer-Household Dynamics (Jobs)

Labor Force

Total Population in the Civilian Labor Force	24,218
Civilian Employed Population 16 years and over	22,556
Unemployment Rate	6.86
Unemployment Rate for Ages 16-24	11.91
Unemployment Rate for Ages 25-65	5.05

Table 6 - Labor Force

Data Source: 2007-2011 ACS

Occupations by Sector	Number of People
Management, business and financial	4,892
Farming, fisheries and forestry occupations	791
Service	2,319
Sales and office	5,693
Construction, extraction, maintenance and repair	2,273
Production, transportation and material moving	1,261

Table 7 – Occupations by Sector

Data Source: 2007-2011 ACS

Travel Time

Travel Time	Number	Percentage
< 30 Minutes	16,116	76%
30-59 Minutes	3,267	15%
60 or More Minutes	1,838	9%
Total	21,221	100%

Table 8 - Travel Time

Data Source: 2007-2011 ACS

Education:

Educational Attainment by Employment Status (Population 16 and Older)

Educational Attainment	In Labor Force		Not in Labor Force
	Civilian Employed	Unemployed	
Less than high school graduate	656	144	440
High school graduate (includes equivalency)	3,868	272	1,256
Some college or Associate's degree	6,484	539	1,569
Bachelor's degree or higher	7,237	279	1,637

Table 9 - Educational Attainment by Employment Status

Data Source: 2007-2011 ACS

Educational Attainment by Age

	Age				
	18-24 yrs	25-34 yrs	35-44 yrs	45-65 yrs	65+ yrs
Less than 9th grade	0	82	119	243	332
9th to 12th grade, no diploma	418	160	279	357	407
High school graduate, GED, or alternative	1,342	1,124	1,247	3,039	3,222
Some college, no degree	737	1,302	1,366	3,242	1,620
Associate's degree	99	143	637	1,910	662
Bachelor's degree	264	825	1,418	3,592	1,820
Graduate or professional degree	0	334	548	2,463	1,469

Table 10 - Educational Attainment by Age

Data Source: 2007-2011 ACS

Educational Attainment – Median Earnings in the Past 12 Months

Educational Attainment	Median Earnings in the Past 12 Months
Less than high school graduate	25,120
High school graduate (includes equivalency)	30,868
Some college or Associate's degree	35,636
Bachelor's degree	48,782
Graduate or professional degree	62,546

Table 11 – Median Earnings in the Past 12 Months

Data Source: 2007-2011 ACS

Based on the Business Activity table above, what are the major employment sectors within your jurisdiction?

Based on the tables above education and health care services are the largest employment sectors within the Town, employing 23% of workers. The next largest sector is retail with 13% followed by professional, scientific, and management services 12%, and arts, entertainment, and accommodations at 10.5%.

The Cape Cod Commission provided a 5-Year Update of the Cape Cod Comprehensive Economic Development Strategy (CEDS) that was approved by the Cape Cod Economic Development Council on June 19, 2014. The CEDS took an alternative perspective by looking at the shares of different jobs provided by employers in the region. The data demonstrated strengths in arts, entertainment, and recreation which is consistent with the regions’ role as a tourist and second-home owner destination. Education and knowledge creation was a strong industry cluster as well as biomedical/biotechnical employment. The strength of defense and security employment is due to Military Reservation which is not located in the Town of Barnstable. Weaknesses were shown in industry clusters that are more characteristic of manufacturing or natural resource dependent areas of the country.

The Cape and Islands Workforce Investment Board (WIB), is a private non-profit 501(c)3 corporation formed to carry out the mandates of the federal Workforce Investment Act of 1998. The WIB is responsible for overseeing all publicly funded vocational education and training programs serving the entire Cape and the Islands. The WIB’s “CAPE & ISLANDS WORKFORCE INVESTMENT BOARD WORKFORCE DEVELOPMENT POLICY BLUEPRINT, 2009, Center for Policy Analysis, University of Massachusetts, Dartmouth, 2009” (HEREIN “Blueprint”) identified 5 existing critical industry clusters, which are groups of businesses that account for 3 percent or more of total employment in the WIB investment area and 3 emerging industry clusters which have shown substantial employment growth during the study period. The 5 critical clusters identified:

- Hospitality cluster is the area’s largest and accounts for more than 1 in five jobs (20.7%).
- Health Services (12.6% of total employment),

- Construction (8.2% of total employment),
- Knowledge Intensive (6.8% of total employment), and
- Financial Services (3.7% of total employment).

Three emerging clusters: Marine Industry, Distribution, and Social Services.

The report also identified the five largest employment sectors in the Cape and Islands Workforce Investment Area as: Retail Trade (16.6%), Accommodation and Services (16.2%), Government (15.5%), and Health Care and Social Assistance (14.5%)

Describe the workforce and infrastructure needs of the business community:

Workforce Needs from CEDS:

- Lack of affordable and workforce housing
- Ability to retain younger workforce
- Improved workforce development with higher paying jobs

Workforce Priority Training Areas from Barnstable County HOME Consortium Consolidated Plan 2015:

- Healthcare: certified nursing assistance, licensed practical nurses, and home health aids
- Hospitality: Customer service, communications and language skills of hospitality workers- largely seasonal
- Technology: web design, information technology, marketing and social skills, and project management
- Construction: Administrative support, project management, carpentry, and energy efficiency.

Infrastructure Needs:

Regional (Barnstable County) priorities identified in the CEDS Action Plan:

- Wastewater Infrastructure
- Transportation Infrastructure
- Telecommunications Infrastructure
- Energy Infrastructure
- Entrepreneurship/Research & Development
- Demographic Diversity
- Housing Affordability

Local Priority Projects for Town of Barnstable identified in CEDS Action Plan:

- Performing Arts Center
- Residential Redevelopment to Update Housing Type
- Hyannis Parking Structures

Cape Cod Community College expressed a need to provide training for medical services, more specifically, to obtain a nurses aid certificate. Because it is a certificate program other funding sources are not available to assist low income students participate in the program. CDBG funds were used to fund a scholarship program in a previous year and would consider future funding requests if received.

Describe any major changes that may have an economic impact, such as planned local or regional public or private sector investments or initiatives that have affected or may affect job and business growth opportunities during the planning period. Describe any needs for workforce development, business support or infrastructure these changes may create.

As indicated in the needs assessment there is a high need for economic development activities including job training, business assistance, and infrastructure development. Using CDBG funds for economic development projects has proven challenging in respects to implementing programs with the private sector willing or able to document eligibility and reporting requirements. The Town is proposing Downtown Hyannis Revitalization Strategy Area (NRSA) for HUD approval to document some of the eligibility and reporting requirements upfront as part of the process to gain approval of the overall strategy area which will reduce some of the requirements for programs/ projects wishing to participate in activities once approved. One of the goals of the NRSA is to stimulate economic development through programs that provide assistance to small businesses, provide job training, façade improvements, and infrastructure improvements.

How do the skills and education of the current workforce correspond to employment opportunities in the jurisdiction?

Per CEDS: Higher educational attainment which is partly due to large retirement population that has moved from elsewhere. The Top ten occupations projected to grow in the region identified in the Barnstable County HOME Program are: 1. Registered Nurses, 2. Sales Representatives, wholesale and manufacturing, 3. Personal and home care aides, 4. Home health aids, 5. Nursing aides, orderlies, and attendants, 6. Social and human service assistants, 7. Customer service representatives, 8. Medical assistants, 9. Medical secretaries and 10. Physicians and surgeons. The Cape Cod Hospital, Visiting Nurse agencies, C-labs and many other medical practices are located in the Town of Barnstable, the majority of these practices are located in the village of Hyannis including social and human service agencies.

Describe any current workforce training initiatives, including those supported by Workforce Investment Boards, community colleges and other organizations. Describe how these efforts will support the jurisdiction's Consolidated Plan.

Workforce Investment Board sector specific goals: (Cape and Islands Workforce Development Annual Plan <http://ciwib.org/workforce-investment-board/wp-content/uploads/2011/09/Action-Plan.pdf>.)

- Provide training in partnership with Cape Cod Community College (CCCC) for placement with health care facilities.
- Work with construction companies to provide training for administrative support positions.

- Work with CCCC's to update offerings in technical areas and engage employers regarding training needs.
- Provide training and internship opportunities with partner resort areas.

Cape Cod Community College: The Town's CDBG program funded CCCC's Nurses Aid Scholarship Program in 2013, where CDBG funds were used to provide income eligible residents an opportunity to participate in the certificate program. The town would consider similar programs that offer job training and employment opportunities to residents.

Does your jurisdiction participate in a Comprehensive Economic Development Strategy (CEDS)?

Yes

If so, what economic development initiatives are you undertaking that may be coordinated with the Consolidated Plan? If not, describe other local/regional plans or initiatives that impact economic growth.

Yes, The Cape Cod Commission, the Regional Planning Authority (RPA) for Barnstable County, has a certified Comprehensive Economic Development Strategy that was updated in 2014 and available online at: <http://www.capecodcommission.org/index.php?id=249>. The Town of Barnstable is a stakeholder in the process.

The ten regional priority projects in the CEDS, in order of importance to stakeholders, are:

- Wastewater infrastructure & planning for identified growth areas
- Last mile broadband build-out
- Expedited permitting in identified growth areas
- Strategic Information Office regional services
- Cape Cod Capital Trust Fund for infrastructure financing
- Business development revolving loan fund
- Integrated infrastructure planning
- Regional Harbor Planning and Infrastructure Evaluation
- Commuter rail impact analysis
- Climate change economic impacts assessment

The proposed Downtown NRSA area included in this consolidated plan is consistent with the goals to address wastewater infrastructure, expedited permitting, and business development loan fund. The NRSA is looking to provide incentives to small businesses in the NRSA which includes the Growth Incentive Zone, an area approved by the County to expedite permitting because infrastructure can handle development. The Town hopes to use CDBG funds to offer assistance to encourage small and micro-enterprise businesses in NRSA area to make improvements

to encourage reinvestment and stabilize the neighborhood.

The Consolidated Plan also prioritizes projects that create or retain jobs for low and moderate income residents.

Discussion

MA-50 Needs and Market Analysis Discussion

Are there areas where households with multiple housing problems are concentrated? (include a definition of "concentration")

Per HNA and CHAS data: Census tracts 153 and 126.02 have higher rates of low-income households with both overcrowding and severe cost burden.

In census tract 153, there 14% of low-income households are overcrowded and 43% have severe cost burden. In addition about 53% of low-income households have at least one of the four severe housing problems.

In census tract 126.02, 7% of low-income households are overcrowded and 53% have severe cost burden. In addition, about 60% of low-income households have at least one of the four severe housing problems.

Are there any areas in the jurisdiction where racial or ethnic minorities or low-income families are concentrated? (include a definition of "concentration")

- The population in the village of Hyannis is more racially diverse than town wide, the county, and the state. Roughly 75% of Hyannis' population identified race as white, one race. Almost half of the Town's total black/African American population, 43% of the total Asian population, and 42% of total population with Hispanic/Latino origin reside in Hyannis. The non-white or Hispanic populations in the Town are about 11.1% compared to 8.8% in Barnstable County, and 24.4% in the State of Massachusetts.
- Census tract 153 has a higher concentration of low income and racial/ethnic minorities than all other census tracts in Barnstable. This tract has 780 low-income households (52% of total households in census tract). In addition, 43% of the tracts total population is non-white/Hispanic including the highest concentration, 16%, of Black/African American. The population in this tract is 57.15% white alone (not Hispanic), 8% American Indian, 8% two or more races, and 7% persons of Hispanic origin. This census tract has 2.41% non-English speaking residents. Total households: 1,487.
- Second largest non-white/ Hispanic population is located in census tract 126.02 with 28% of the tract's total population. The tract is 72% white alone (not Hispanic) with 7% Black or African American, 2% American Indian, 2% Asian, 3% two or more races, and the highest concentration, 13%, of persons of Hispanic origin. This census tract has 4% non-English speaking residents. Total households: 2,178.
- To a lesser extent, about 13% of the total population of census tract 127 are non-white/Hispanic. The tract is 87% white alone (not Hispanic) with 2% Black African American, 3% two or more races, and 6% persons of Hispanic origin. There are 0% non-English speaking residents. Total households: 2,095.
- All other census tracts in Barnstable have less than 11.5% non-white/Hispanic population.
- Barnstable's population has a lower family income than the county or state but slightly higher household income than the county and lower than state. Almost half (48%) of Barnstable's population is estimated to have income below 80% of the Area Median Income (AMI) (not factoring household assets).
- Hyannis population has lower income and greater rates of poverty than town-wide. Roughly 68% of Hyannis' population lived in households with income up to 80% AMI, significantly greater than town

wide (48%). Roughly 15% of families are below poverty level in Hyannis (6.6% town wide).

- Census tracts 153 and 126.02 have the largest concentrations of low income persons with 43% in tract 153 and 42% in 126.02. The median income for tract 153 is \$29,940 or 60% below the median income for the jurisdiction as a whole. Similarly tract 126.02 has median income of \$36,683 or 52% less than the median income for the Town which is \$74,900.
- Tract 125.02, also located in Hyannis has a median income of \$47,353 which is the 3rd lowest tract at 37% below the median for the Town.
- The NRSA proposed in this document includes large portions of tracts 153, 126.02 and 125.02 which are located downtown Hyannis including the Main Street commercial core and the neighborhoods surrounding it. A portion of tract 153 (block group 1) north of Route 28 is not included in the NRSA because it is primarily commercial with a large section dedicated to the airport. Tract 126.02 block group 1 is not included in the proposed NRSA because it didn't make the upper quartile analysis performed by HUD. Census tract 125.02 block group 1 is not included because it consists mainly of water front properties with property values greater than the maximum allowed for CDBG programs.

What are the characteristics of the market in these areas/neighborhoods?

Most of the areas mentioned above are located within the proposed Downtown Hyannis NRSA area which contains several residential neighborhoods surrounding the traditional downtown Hyannis business district and the abutting Hyannis's Inner Harbor. It encompasses the communities commonly referred to as the East End, Glenmore, Sea Street, North Hyannis Port, West Main, North Hyannis, the Tree Streets and Ridgewood neighborhoods.

The Hyannis Downtown Neighborhood Revitalization Strategy Area encompasses some 2.75 square miles of the 76.3 square miles in the Town of Barnstable. It is located in the south-eastern end of the Town abutting the Town of Yarmouth. Much of the Strategy Area was initially developed prior to 1850 and today includes the Cape Cod Hospital, the Cape Cod Regional Transit Authority, The Steamship Authority and the Barnstable Municipal Town Hall and Office Buildings.

The history of the area is shared with that of many small cities and towns across America. It is a story well documented of once rich and vibrant small towns with walk-able neighborhoods surrounding a central business district impacted by the advent of the automobile and changing preferences. Eventually those trends lead to a shift in economic investments to outlying shopping malls and scattered strip developments outside of the downtown area. The residential trend for larger lots and two-car garages direct many to forsake downtown living for emerging outlying subdivisions.

Slowly those trends eroded the economic base of the traditional downtown and discouraging investments in an already aged housing stock that surrounded it. Much of the housing stock shifted from owner occupied to rental, some to seasonal use/rental and others to boarding and apartment houses. As investment in the housing stock stagnated, values decline and structures deteriorated, leading to occupancy by lower income persons and families and an overall disinvestment in both the central business district and its surrounding neighborhoods.

Are there any community assets in these areas/neighborhoods?

Child Care programs, Hyannis Youth and Community Center, schools, Public Housing, Hospital and Medical Clinics, Social Service Agencies, Government Services and Offices, Banks, Job Centers, Libraries, Community Gardens, and Transportation Center.

Are there other strategic opportunities in any of these areas?

A Neighborhood Revitalization Strategy Area (NRSA) is proposed in this document for approval. The NRSA area includes downtown Hyannis and surrounding neighborhoods mentioned above. Census Tracts and block groups included: census tract 153 block groups 2 and 3; 125.02 block groups 2,3, and 4; 126.02 block groups 2,3, and 4. Please see NRSA Area Map.

If HUD approves the proposed NRSA the Town expects to target some or all of the spending in the next five years to improve and stabilize these neighborhoods that are economically disadvantaged with the highest concentrations of low income households. The goals of the NRSA is to stimulate reinvestment, revitalize and stabilize neighborhoods, and provide economic opportunities for low and moderate income households. The benefits of establishing the NRSA include lessening the reporting burden for activities that create or retain jobs and an exemption to the public service cap or aggregate public benefit standards for certain eligible activities.

Strategic Plan

SP-05 Overview

Strategic Plan Overview

CDBG funding will be directed towards Town wide initiatives and those focused on revitalizing the proposed NRSA area. Activities that increase or preserve affordable housing units; create economic opportunities; improve public facilities, infrastructure or other improvements; and provide public services for low and moderate income residents and special needs populations will be given priority.

The purpose of the proposed NRSA is to stimulate reinvestment, revitalize and stabilize neighborhoods, and provide economic opportunities for low and moderate income households. Priority needs identified include affordable housing, and non-housing community development needs such as public facilities, infrastructure, and other public improvements; public service activities; and projects that create economic opportunities for low and moderate income residents. The needs identified were based on input from the public, non-profit and other agencies serving Barnstable residents and the influence of market conditions.

The Town is expecting \$286,627 in entitlement funds for the 2015 program year and expecting \$537,689 in carryover funds. Funds are expected to be used for projects that create or preserve affordable housing units, create economic opportunities, provide public services to low/mod income residents and special needs populations, and if approved stabilize an economically disadvantaged neighborhood.

SP-10 Geographic Priorities - 91.415, 91.215(a)(1)

Geographic Area

Table 12 - Geographic Priority Areas

1	Area Name:	Downtown Hyannis NRSA
	Area Type:	Strategy area
	Other Target Area Description:	
	HUD Approval Date:	7/1/2015
	% of Low/ Mod:	
	Revital Type:	
	Other Revital Description:	
	Identify the neighborhood boundaries for this target area.	<p>Description of Boundaries: The Hyannis Downtown Neighborhood Revitalization Strategy Area is bounded on; The North by Falmouth Road (Route 28) & Iyannough Road (Route 28) The East by Barnstable/Yarmouth Town-line & Lewis Bay The South by Bay Shore Road, Daisy Hill Road, Channel Point Road , Ocean Street, Gosnold Street, Sea Street, Ocean Avenue, Marston Avenue, Smith Street, and Craigville Beach Road And the West by Straightway West Main Street and Pitcher’s Way The NRSA boundaries encompass the following Census Tract/Block Groups:</p> <ul style="list-style-type: none"> • Track 125.02 Block Group 2 • Track 125.02 Block Group 3 • Track 125.02 Block Group 4 • Tract 126.02 Block Group 2, • Track 126.02 Block Group 3 • Track 126.02 Block group 4 • Track 153 Block Group 2, (Formerly Track 124 Block Group 1) • Track 153 Block Group 3 (Formerly Track 124 Block Group 2) <p>The area encompasses about 2.75 square miles of the 76.3 square miles total area of Barnstable.</p>

<p>Include specific housing and commercial characteristics of this target area.</p>	<p>Characteristics of the NRSA are:</p> <ul style="list-style-type: none"> - 4 times more densely populated than the rest of the Town - Variety of housing types with about 73% land area used as housing - 68% of Hyannis residents at or below 80% area median income. - 76% of homeowners and renters are cost burdened spending > 30% on housing - 24% are severely cost burdened paying > 50% for housing. - More renter occupied housing than owner occupied units - More multi-unit structures than area outside NRSA - Fewer seasonal units in NRSA - .2% owner vacancy, 6% rental vacancy - Lower property values in NRSA. \$241,500 median sales price in NRSA, Barnstable median \$355,050 - NRSA has 40% of housing stock built before 1940; 56% of built between 1960 and 1989. <p>Commercial Characteristics:</p> <ul style="list-style-type: none"> - Main Street commercial core designated a Growth Incentive Zone (GIZ) in 2006. GIZ designation streamlines regional and local permitting. - Built environment is a close-knit pattern of varying lot sizes, mixed use buildings, interconnected streets. Buildings designed for a variety of uses and so more adaptable to changing economy. - Upper levels could be added or reused for residences or offices increasing jobs and pedestrian activity. - Vacancy rate +/-5%. - Needs more year round retail and office activity. - Need to encourage reinvestment in older commercial stock to repair and upgrades. - Small businesses need working capital to establish, stabilize, and maintain year round jobs and activity.
--	--

<p>How did your consultation and citizen participation process help you to identify this neighborhood as a target area?</p>	<p>Growth Management Department (GMD) stakeholder citizen participation meetings and focus groups included residents, business owners, non-profit agencies, financial institutions, and property owners. Public outreach took place from June 2014 through May 1, 2015</p> <p>June 25, 2014 public workshop reviewed NRSA strengths, weaknesses, opportunities, and threats. Public review and comment continued with meetings, focus groups, and comment periods all supported by web-based tools.</p> <p>A public hearing in accordance with citizen participation rule 24 CFR, Part 91.105 attracted about 30 attendees who reviewed NRSA process and goals and expressed their support. To solicit additional comments documents were available 2 weeks before the first meeting and 30 days following the Consolidated Plan posting.</p> <p>Several media publicized these meetings. Notices in English, Spanish, and Portuguese were used in addition to the Town website translator feature. Notices posted as hard copies on Town buildings and through mail; electronically on Town website and email to residents, businesses, and organizations; printed in local newspapers; televised on local cable channel. E-mail and hard copy Invitations to all stakeholders; publicized through community newsletters and websites such as Hyannis Area Chamber of Commerce, Hyannis Main Street Business Improvement District, and Barnstable County Human Services Department; social media Twitter and Facebook.</p> <p>This citizen participation guided NRSA boundaries, identified strengths, weaknesses, and goals.</p>
--	--

<p>Identify the needs in this target area.</p>	<p>NRSA goals and objectives developed through citizen participation that identified strengths, weaknesses, opportunities, and threats to revitalization. The goals and objectives reflect what the NRSA intends to achieve and the changes area businesses, residents, and property owners welcome. These overall needs are: stabilize residential neighborhoods; increase home ownership, improve parks, pedestrian amenities, and lighting; create new year-round rental opportunities; support the local year round economy; enhance existing businesses.</p> <p>Business assistance to stimulate reinvestment</p> <ul style="list-style-type: none"> - Implement façade improvement program for businesses with public entrances located on the main thoroughfares. - Assist eligible business owners to establish, stabilize, or expand micro-enterprise business - Support job training programs. <p>Stabilize neighborhoods through enhanced homeownership</p> <ul style="list-style-type: none"> - Provide homeownership assistance for low- to moderate-income households - Support programs/projects to modify homes to accommodate disabled individual’s needs and allow elderly residents to age in place. - Acquire and/or repair residential properties including any abandoned or foreclosed home ensuring continued affordability. <p>Enhance Suitability of Living Environment:</p> <ul style="list-style-type: none"> - Assist eligible homeowners with sewer connections - Improve public facilities, including Americans with Disabilities Act (ADA) accessibility - Enable independent living for seniors and disabled persons - Improve and/or acquire year round rental property
---	---

<p>What are the opportunities for improvement in this target area?</p>	<p>Promote Economic Opportunities</p> <ul style="list-style-type: none"> - Façade improvements for eligible businesses - Assist eligible business owners to establish, stabilize, or expand micro-enterprise business - Job creation for low and moderate income persons - Remove slum and blight conditions - Any other eligible activities to provide jobs and/or economic opportunity for low and moderate income persons <p>Stabilize Housing</p> <ul style="list-style-type: none"> - Direct homeowner assistance for first homes purchase - Improve and/or preserve housing with rehab assistance including accessibility improvements. - Eligible activities to create or preserve housing affordable to low and moderate income persons.
<p>Are there barriers to improvement in this target area?</p>	<ul style="list-style-type: none"> - Lack of year round housing affordable to workforce - Unaffordable public water system development fees that discourage 2nd story residential. - High cost of land acquisition - Dense concentration of social service programs - Drug related activity - Regulatory barriers - Lack of organized parking system

General Allocation Priorities

Describe the basis for allocating investments geographically within the state

CDBG funds may be used for Town-wide initiatives and for activities focused on revitalizing the area proposed as the Downtown Hyannis Neighborhood Revitalization Strategy Area (NRSA).

See also proposed Downtown Hyannis Neighborhood Revitalization Strategy Area (NRSA) included in this submission for HUD approval.

The Town is proposing a Downtown Hyannis Neighborhood Revitalization Strategy Area (NRSA) as part of this document for HUD approval. If the NRSA is not approved the area will added as a target area which doesn't have all the benefits of an NRSA but will allow prioritizing funds to projects addressing needs in the defined target area. Projects outside the Target Area/NRSA area that address the goals and needs identified in the ConPlan and Annual Action Plans are eligible for funding but priorities may be assigned to activities within the NRSA area in any of the next 5 years.

The terms of the NRSA will run parallel with the Five Year Consolidated Plan and end June 30, 2020. It may be extended beyond the five years if submitted in the next Consolidated Plan. Amendments may be submitted If the conditions that existed at the time of the NRSA submission have changed

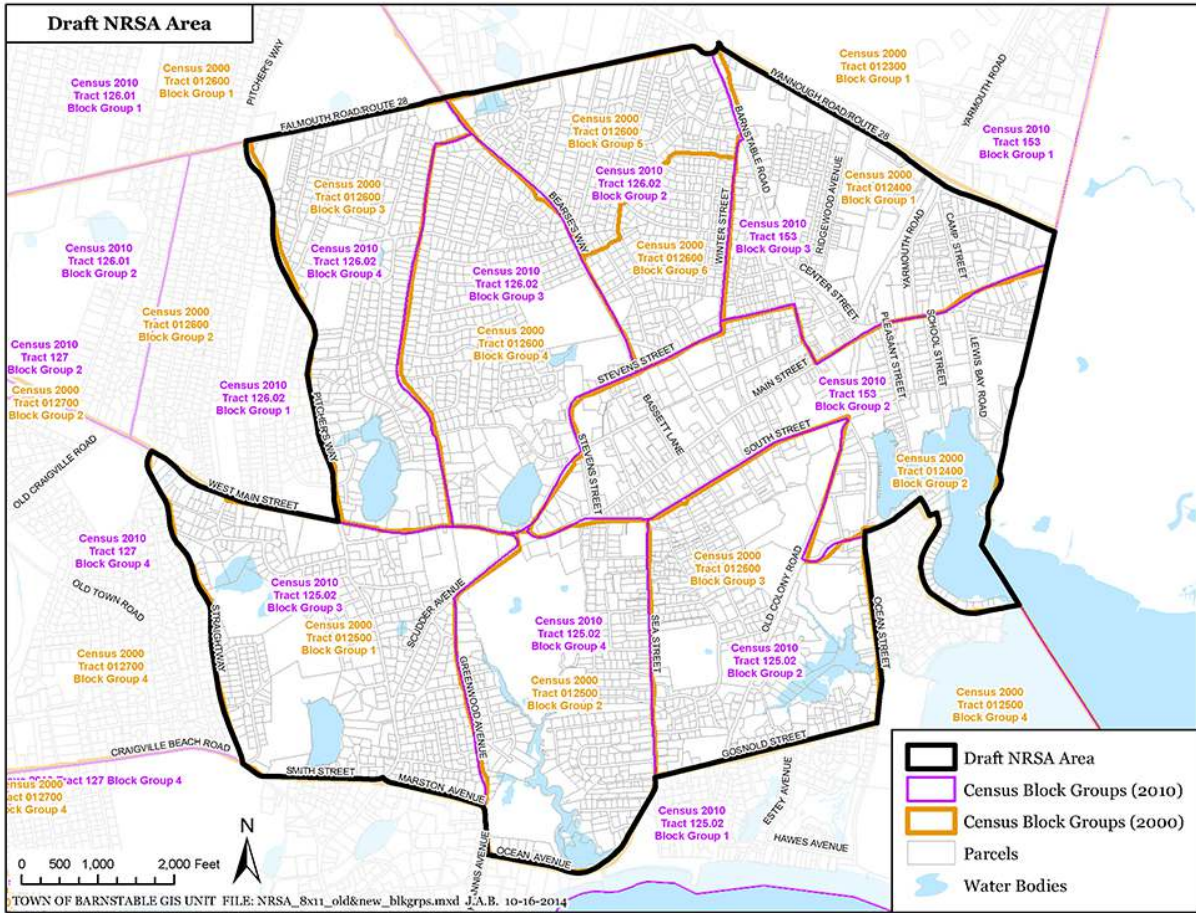
substantially; if determined that the originally approved NRSA has not been effective and a different approach is needed; or if HUD suspends or withdraws its approval of the NRSA because the outcomes have not been achieved. Amendments will follow the Consolidated Plan amendment process found in 24 CFR 91.505.

The purpose of the NRSA is to stimulate reinvestment, revitalize and stabilize neighborhoods, and provide economic opportunities for low and moderate income households. An NRSA designation allows relief from certain regulatory requirements making it easier to implement programs that foster economic empowerment for low and moderate income persons.

The benefits are described in detail in amendments to the CDBG regulations at 24 CFR 570 published in the Federal Register on January 5, 1995, and updated in the Final Rule dated November 9, 1995:

1. Job Creation/Retention as Low/Moderate Income Area Benefit: Job creation/retention activities undertaken pursuant to the strategy may be qualified as meeting area benefit requirements, thus eliminating the need for a business to track the income of persons that take, or are considered for, such jobs;
2. Aggregation of Housing Units: Housing units assisted pursuant to the strategy may be considered to be part of a single structure for purposes of applying the low- and moderate-income national objective criterion, thus providing greater flexibility to carry out housing programs that revitalize a neighborhood;
3. Aggregate Public Benefit Standard Exemption: Economic development activities carried out under the strategy may, at the grantee's option, be exempt from the aggregate public benefit standards, thus increasing a grantee's flexibility for program design as well as reducing its record-keeping requirements; and
4. Public Service Cap Exemption: Public services carried out pursuant to the strategy by a Community-Based Development Organization may be exempt from the public service cap.

The Hyannis Downtown Neighborhood Revitalization Strategy Area encompasses some 2.75 square miles of the 76.3 square miles in the Town of Barnstable. Please see attached map and boundary details.



NRSA Map

SP-25 Priority Needs - 91.415, 91.215(a)(2)

Priority Needs

Table 13 – Priority Needs Summary

1	Priority Need Name	Affordable Housing
	Priority Level	High
	Population	Extremely Low Low Moderate Large Families Families with Children Elderly Public Housing Residents
	Geographic Areas Affected	
	Associated Goals	Decent Housing Suitable Living Environment
	Description	Projects that create or preserve affordable housing units in the Town including emergency housing rehab needs. Projects may include acquisition, acquisition and rehab, direct homeowner assistance, rehab to preserve existing units, connect to Town sewer, or create affordable rental housing units, and any other eligible housing activities.
	Basis for Relative Priority	Identified as one of the highest needs in the community in 2015 surveys, public meetings, and consultations with non-profit agencies serving low/mod households.
2	Priority Need Name	Non-Housing Community Development
	Priority Level	High

	Population	Extremely Low Low Moderate Chronic Homelessness Individuals Families with Children Mentally Ill Chronic Substance Abuse veterans Persons with HIV/AIDS Victims of Domestic Violence Unaccompanied Youth
	Geographic Areas Affected	
	Associated Goals	Expand Economic Opportunities Suitable Living Environment
	Description	Public facilities, infrastructure, and other public improvements. Projects that promote economic opportunities for low and moderate persons. Assistance for public service activities tha provide non-housing services.
	Basis for Relative Priority	Based on survey responses and community input from public meetings and consultations with non-profit agencies serving eligible populations.
3	Priority Need Name	Public Services
	Priority Level	High

	Population	Extremely Low Low Moderate Large Families Families with Children Elderly Elderly Frail Elderly Persons with Mental Disabilities Persons with Physical Disabilities Persons with Developmental Disabilities Persons with Alcohol or Other Addictions Persons with HIV/AIDS and their Families Victims of Domestic Violence Non-housing Community Development
	Geographic Areas Affected	Downtown Hyannis NRSA
	Associated Goals	Expand Economic Opportunities Suitable Living Environment
	Description	Activities providing public services to low and moderate income persons and special needs populations including those with or without a housing benefit.
	Basis for Relative Priority	Based on responses from surveys, public input from meetings and comments received, and consultations with non-profit agencies serving eligible populations.
4	Priority Need Name	Public Facilities & Improvements
	Priority Level	High

	Population	Extremely Low Low Moderate Chronic Homelessness Individuals Families with Children Mentally Ill Chronic Substance Abuse veterans Persons with HIV/AIDS Victims of Domestic Violence Unaccompanied Youth Elderly Frail Elderly Persons with Mental Disabilities Persons with Physical Disabilities Persons with Developmental Disabilities Persons with Alcohol or Other Addictions Persons with HIV/AIDS and their Families Victims of Domestic Violence
	Geographic Areas Affected	Downtown Hyannis NRSA
	Associated Goals	Suitable Living Environment
	Description	Acquisition, rehab and other improvements to facilities open to the public that provide services or housing to low income residents or special needs populations.
	Basis for Relative Priority	Based on survey responses and community input from public meetings and consultations with non-profit agencies serving eligible populations.
5	Priority Need Name	Expand Economic Opportunities
	Priority Level	High
	Population	Extremely Low Low Moderate

	Geographic Areas Affected	Downtown Hyannis NRSA
	Associated Goals	Expand Economic Opportunities Suitable Living Environment
	Description	Projects that provide jobs or opportunities for low and moderate income persons or special needs populations; assistance to micro-enterprise businesses or other small businesses; facade improvements in downtown Hyannis area.
	Basis for Relative Priority	Based on survey responses, public input from meetings and comments received, and consultations with non-profit agencies serving eligible populations.
6	Priority Need Name	Neighborhood Stabilization
	Priority Level	High
	Population	Extremely Low Low Moderate
	Geographic Areas Affected	Downtown Hyannis NRSA
	Associated Goals	Decent Housing Expand Economic Opportunities Suitable Living Environment
	Description	Activities to stabilize housing, increase economic opportunities, remove conditions of slums and blight, and create a suitable living environment in area proposed as the Downtown Hyannis Neighborhood Revitalization Strategy Area (NRSA).
	Basis for Relative Priority	Based on public input from meetings and comments and consultations with stakeholders, local financial institutions, owner/operators in the area, and non-profit agencies serving income eligible persons in the area.

Narrative (Optional)

The objectives and outcomes expected from the prioritized activities listed above include the following:

Objective: To Provide Decent Affordable Housing

Affordable Housing Outcomes:

- Acquisition for purpose of creating or preserving affordable housing units
- Direct homeownership assistance to create homeownership opportunities
- Rehab to preserve existing housing units
- Rehab to create affordable rental housing units
- Public Facilities, Infrastructure, and other Public Improvements for housing benefit.
- Other eligible affordable housing activities

Objective: To Provide a Suitable Living Environment

Community Development Outcomes:

- Public Service Activities for Low/Moderate Income Housing Benefit
- Public Service Activities other than Low/Moderate Income Housing Benefit
- Public Facilities, Infrastructure, and other Public Improvements other than housing benefit.
- Other eligible activities that provide suitable living environment.

Objective: To Provide Economic Opportunities

Non-Housing Community Development Outcomes:

- Public Service Activities other than Low/Moderate Income Housing Benefit
- Number of small businesses assisted with Facade improvements
- Number of jobs created/retained for low and moderate income residents
- Number of micro-enterprise businesses (5 or fewer employees including owner(s)) assisted to establish, stabilize or expand their eligible business.
- Remove conditions of slum and blight
- Other eligible activities that provide economic opportunities to LMI persons or special populations.

Objective: Neighborhood Revitalization Strategy Area (NRSA)

Neighborhood Stabilization

- Increase homeowner opportunities in NRSA area
- Rehab to preserve and improve existing housing in NRSA
- Assist small businesses in NRSA to improve facades and encourage reinvestment in area
- Assist micro-enterprise (5 or fewer employees including owners) businesses to establish, stabilize, and expand their eligible business
- Increase job opportunities for residents in NRSA
- Remove conditions of slum and blight in NRSA
- Public facilities, infrastructure and other improvements in NRSA area
- Public services that provide a benefit to low and moderate income persons including but not limited to job training, downpayment assistance, and other services in the NRSA area.

As discussed with HUD representative, the priorities needs were established through a consultation and citizen participation process described in the Process Section.

SP-35 Anticipated Resources - 91.420(b), 91.215(a)(4), 91.220(c)(1,2)

Introduction

Anticipated Resources

Program	Source of Funds	Uses of Funds	Expected Amount Available Year 1				Expected Amount Available Reminder of ConPlan \$	Narrative Description
			Annual Allocation: \$	Program Income: \$	Prior Year Resources: \$	Total: \$		
CDBG	public - federal	Acquisition Admin and Planning Economic Development Housing Public Improvements Public Services	286,627	0	537,689	824,316	0	

Table 14 - Anticipated Resources

Explain how federal funds will leverage those additional resources (private, state and local funds), including a description of how matching requirements will be satisfied

Community Preservation Act (CPA) funds: Funds for affordable housing, historic preservation, and open space projects expect a minimum of \$464,000 each for the 2014 program year.

Lombard Fund: Trust funds available to assist very low income Town of Barnstable residents with housing/living expenses. Funds are typically used for rent or mortgage payments and utilities such as heating or electric bills. For the program year 2014 – 2015 expect to have approximately \$97,000 available.

In addition to other funding resources available to help with consolidated plan goals, applicants are asked to demonstrate how CDBG funds requested will be leveraged with other funds.

If appropriate, describe publically owned land or property located within the state that may be used to address the needs identified in the plan

The Town of Barnstable Housing Production Plan (HPP) section 4.1 discusses publicly owned land that may be considered for affordable housing from the property inventory done in 2009. The properties identified have not yet been developed. The Housing Needs Analysis was updated December 2014 and the Production Plan is expecting to be updated in the fall of 2015. Further review of the properties is expected to be part of the process of updating the production plan.

Discussion

SP-40 Institutional Delivery Structure - 91.415, 91.215(k)

Explain the institutional structure through which the jurisdiction will carry out its consolidated plan including private industry, non-profit organizations, and public institutions.

Responsible Entity	Responsible Entity Type	Role	Geographic Area Served
Town of Barnstable		Economic Development Non-homeless special needs Ownership Planning Rental neighborhood improvements public facilities public services	Jurisdiction
Barnstable Housing Authority (BHA)		Public Housing	Jurisdiction

Table 15 - Institutional Delivery Structure

Assess of Strengths and Gaps in the Institutional Delivery System

The Town’s Growth Management Department continues efforts to improve public outreach to encourage participation with residents, non-profit organizations, and other public institutions. As part of the Consolidated Planning process held focus group meetings and conducted surveys in addition to holding public meetings and comment period. The result was an increased representation for different populations participating in the process of identifying needs and goals. Agencies participating included those serving the elderly, frail elderly, homeless, and veterans, victims of domestic violence, families, and persons with substance abuse, mental illness, and physical disabilities.

We have experienced a slow down addressing housing and economic development needs and are assessing the gaps in the institutional delivery system. In addition to the CDBG Coordinator, the Town has a designated Housing Coordinator and Economic Development Coordinator to help address these needs.

As mentioned above marketing efforts for the program have increased which has promoted additional participation in the planning process. We will continue to review the marketing methods to encourage more participation in the application process. A change was made to the application process this year in an attempt to make it less onerous for applicants by asking for a letter of interest so we can help determine eligibility before requiring a full application package.

We have heard from past sub-recipients and potential applicants that the documentation, procurement, and Davis Bacon requirements are either onerous or beyond their capacity to participate in the program. Many do not have the capacity to adhere to Davis Bacon requirements and there are a limited

amount of local contractors that will participate in federal or state programs for this reason. Agencies managing public facilities have pulled out of approved projects to avoid Davis Bacon and procurement requirements.

The economy and ability to secure lending also influences the market place when it comes to developing affordable housing or supporting small businesses. We are proposing the Downtown Hyannis NRSA to help relieve some of the documentation requirements while also focusing the funds in the area of the Town most in need.

Availability of services targeted to homeless persons and persons with HIV and mainstream services

Homelessness Prevention Services	Available in the Community	Targeted to Homeless	Targeted to People with HIV
Homelessness Prevention Services			
Counseling/Advocacy	X	X	X
Legal Assistance	X	X	
Mortgage Assistance	X	X	
Rental Assistance	X	X	X
Utilities Assistance	X	X	
Street Outreach Services			
Law Enforcement	X	X	
Mobile Clinics	X	X	
Other Street Outreach Services	X	X	
Supportive Services			
Alcohol & Drug Abuse	X	X	
Child Care	X	X	
Education	X		
Employment and Employment Training	X	X	
Healthcare	X	X	X
HIV/AIDS	X		X
Life Skills	X	X	X
Mental Health Counseling	X	X	X
Transportation	X		
Other			

Table 16 - Homeless Prevention Services Summary

Describe how the service delivery system including, but not limited to, the services listed above meet the needs of homeless persons (particularly chronically homeless individuals and families, families with children, veterans and their families, and unaccompanied youth)

The Regional network to Address Homelessness on Cape Cod and the Islands (“Network”) and the Continuum of Care (CoC) has relocated from Community Action Committee of Cape Cod & the Islands to the Barnstable County Department of Human services. The Network is responsible for developing the strategies for addressing homelessness. The primary goals identified in the regional plan to address homelessness are as follows: Increase access to safe, stable, accessible, and affordable housing; Improve health and stability of target populations; and Improve economic security. To achieve these goals, the Network has organized strategies and action steps around three broad themes of education, advocacy and facilitation.

In addition to the Network’s delivery of services to homeless persons, the Town’s CDBG program funds programs that deliver services directly to homeless persons. The BID Clean Team and Project Prevention programs in the 2014 program year provided job training and opportunities and placed homeless persons into housing. In previous years Duffy Health Care was funded to provide respite care for homeless persons in need of medical attention. Programs that benefit homeless persons are eligible for CDBG assistance and the Town will continue to review fund requests and award eligible projects while funds are available.

Describe the strengths and gaps of the service delivery system for special needs population and persons experiencing homelessness, including, but not limited to, the services listed above

As mentioned above the Network is the lead for addressing homeless needs and meets monthly to identify service gaps, eliminate barriers to accessible housing, and coordinates intake and assessment process for homeless individuals and families. There are designated representatives of the Town on the Board that meets monthly. One of the network’s biggest strengths is the collaborative process that encourages coordination between service and public agencies, hospital, and outreach workers, and others to help address issues around homelessness. Additional information on the Network, their strengths and gaps in service, is available in the County HOME Consortium Five Year Consolidated Plan.

In addition to the Network, many of the agencies that address special needs populations are located in Barnstable including those assisting homeless, disabled, elderly, victims of domestic violence, veterans, and other special needs populations. Having the majority of services within the Town tends to attract the people that need those services which exaggerates the population making it more difficult to serve those in need.

One of the biggest gaps is that there is never enough money or services to address all the needs in the community and the request for CDBG funding are typically for public service activities that are limited to 15% of the annual allocation or approximately \$40,000 a year (subject to the actual allocation amount). Funds are most requested to pay staff delivering the programs. Applicants are encouraged to seek funding for improvements to public facilities that serve these populations and other activities that are not subject to the public service cap in hopes that CDBG can bridge part of the gap this way. Unfortunately, there are other funding sources that will also pay for these types of hard costs without the CDBG regulatory requirements which is an obstacle that makes CDBG the last resource for such improvements.

Other resources available through the Town include the Human Services Committee; the Barnstable Police Department assigned a Community Task Force, and the Lombard Trust fund. The Lombard fund provides financial assistance to extremely low income residents and the police have a community approach to addressing concerns of homeless persons in the Main Street area.

Provide a summary of the strategy for overcoming gaps in the institutional structure and service delivery system for carrying out a strategy to address priority needs

As mentioned above the network serves as the policy makers and prepares strategies for overcoming gaps in and addressing priority needs. The Town is represented on the Board.

In addition to Board participation, the Town invited representatives of these agencies to participate in focus groups while developing the NRSA and Consolidated Plan. The discussions about the needs and gaps in the system were discussed and considered in the development of this plan. The Town will continue outreach to these agencies in hopes to improve communications and participation in the program.

The Town will also review program materials and information to identify ways to improve marketing the program and availability of funds for programs that serve special needs populations without being subject to the public service cap.

The Town is proposing a Neighborhood Revitalization Strategy Area (NRSA) as part of this ConPlan which includes most of these facilities. The Town is planning to focus efforts and funding on improvements in the NRSA which should provide a nexus to bridge some of these gaps.

SP-45 Goals - 91.415, 91.215(a)(4)

Goals Summary Information

Sort Order	Goal Name	Start Year	End Year	Category	Geographic Area	Needs Addressed	Funding	Goal Outcome Indicator
1	Decent Housing	2015	2020	Affordable Housing		Affordable Housing Neighborhood Stabilization	CDBG: \$921,387	Rental units rehabilitated: 6 Household Housing Unit Homeowner Housing Added: 4 Household Housing Unit Homeowner Housing Rehabilitated: 4 Household Housing Unit Direct Financial Assistance to Homebuyers: 4 Households Assisted
2	Expand Economic Opportunities	2015	2020	Non-Housing Community Development		Non-Housing Community Development Expand Economic Opportunities Public Services Neighborhood Stabilization	CDBG: \$400,000	Facade treatment/business building rehabilitation: 4 Business Jobs created/retained: 4 Jobs Businesses assisted: 4 Businesses Assisted

Sort Order	Goal Name	Start Year	End Year	Category	Geographic Area	Needs Addressed	Funding	Goal Outcome Indicator
3	Suitable Living Environment	2015	2020	Non-Housing Community Development		Affordable Housing Non-Housing Community Development Public Facilities & Improvements Expand Economic Opportunities Public Services Neighborhood Stabilization	CDBG: \$425,000	Public Facility or Infrastructure Activities other than Low/Moderate Income Housing Benefit: 2 Persons Assisted Public Facility or Infrastructure Activities for Low/Moderate Income Housing Benefit: 2 Households Assisted

Table 17 – Goals Summary

Goal Descriptions

1	Goal Name	Decent Housing
	Goal Description	Projects that create or preserve affordable housing opportunities.
2	Goal Name	Expand Economic Opportunities
	Goal Description	Projects that create or preserve jobs or economic opportunities for low and moderate income persons and special needs populations.
3	Goal Name	Suitable Living Environment
	Goal Description	Projects the provide a suitable living environment through public facilities, infrastructure or other public improvements or public service activities.

Estimate the number of extremely low-income, low-income, and moderate-income families to whom the jurisdiction will provide affordable housing as defined by HOME 91.315(b)(2)

Extremely low income -1, Low Income - 1, Moderate income - 2

SP-65 Lead-based Paint Hazards - 91.415, 91.215(i)

Actions to address LBP hazards and increase access to housing without LBP hazards

- Potential projects are reviewed to determine Lead Paint compliance levels.
- Awarded projects are required and documented to comply with Lead Paint regulations.
- Potential lead based paint hazards have been identified in the Consolidated Plan.
- Lead hazard reduction activities may be funded with CDBG funds.
- The Accessory Affordable Apartment (AAP) program allows a higher maximum amount of assistance to homeowners to comply with Lead Paint hazards when triggered.
- Home owner rehab programs evaluate for lead compliance and CDBG funds may be made available for lead hazard reduction activities.
- The Town uses a Certified Lead Paint Inspector to identify hazards and ensure compliance with relevant Massachusetts state and federal regulations.

How are the actions listed above integrated into housing policies and procedures?

Evaluation and policies for addressing lead paint hazards are included in the policies and procedure manual and applied to all potential projects. Funds are not disbursed unless lead hazards meet HUD's requirements for compliance. Documentation is maintained in project files, reported in IDIS, and in the Consolidated Annual Performance Evaluation Report (CAPER).

Tenure/ Age of Structure	<-50% AMI	%age	>-50%<=80% AMI	%age	Total	%age
Total Owner Occupied Units w/Low/mod inc HH	3,050	100%	1,955	100%	5,005	100%
1940-1979	1,770	58%	1,060	54%	2,830	57%
1939 or earlier	395	13%	130	7%	525	10%
Total Owner Occ Pre-1980 structures w/Low/mod HH	2,165	71%	1,190	61%	3,355	67%
Total Renter Occupied Units w/Low/mod HH	2,130	100%	980	100%	3,110	100%
1940-1979	1,060	50%	595	61%	1,655	53%
1939 or earlier	315	15%	190	19%	505	16%
Total Renter Occ pre-1980 structure w/Low/mod HH	1,375	65%	785	80%	2,160	69%
Total Owner & Renter Occ pre-1980 structures w/Low/mod HH	3,540	68%	1,975	67%	5,515	68%

Table 18 - Estimated Homes with Lead Paint Hazards & Low/Mod Income Households

Tenure/ Age of Structure	<-50% AMI	%age	>=50%<=80% AMI	%age	Total	%age
Total Owner Occupied Units w/Low/mod HH	3,050	100%	1,955	100%	5,005	100%
1940-1979	155	5%	80	4%	235	5%
1939 or earlier	0	0%	25	1%	25	0%
Total Owner Occ pre-1980 structure w/Low/mod HH & Children <6	155	5%	105	5%	260	5%
Total Renter Occupied units w/Low/mod HH	2,130	100%	980	100%	3,110	100%
1940-1979	175	8%	120	12%	295	9%
1939 or earlier	75	4%	10	1%	85	3%
Total Renter Occ per-1980 structure w/Low/mod HH & children <6	250	12%	130	13%	380	12%
Total Owner & Renter Occ pre-1980 structure w/Low/mod HH & children<6	405	8%	235	8%	640	8%

Table 19 - Estimated Homes with Lead Based Paint Hazards, Low/Income Households and Children under 6 yrs of age

SP-70 Anti-Poverty Strategy - 91.415, 91.215(j)

Jurisdiction Goals, Programs and Policies for reducing the number of Poverty-Level Families

The Town of Barnstable through its partnerships with the Barnstable County Home Consortium, the Regional Network to Address Homelessness, and the implementation of the Consolidated Plan and Annual Action Plans, and strong relationships with the local housing authority, have created an alliances to aid in the efforts to reduce persons in poverty and to make a significant impact on the reduction of the number of households with incomes at or below the area's poverty level. Although funding resources are limited to meet all the needs, as partners the town benefits from the Home Consortium's commitment to prioritize extremely low income households; the dedication of the housing authorities for public housing opportunities which allows the town to prioritize low and moderate income persons and thereby collectively contributing to reduce the number of poverty level families. The Town is proposing a Neighborhood Revitalization Strategy Area (NRSA) in an effort to provide concentrated assistance to the census block groups in Hyannis with the highest number of households with very low incomes.

How are the Jurisdiction poverty reducing goals, programs, and policies coordinated with this affordable housing plan

As mentioned above, this plan involves coordination with the County, Public Housing Authority, and the Regional Network to end Homelessness and other local non-profit agencies serving low income residents, including those below the poverty level. Goals and programs included in the plan provide affordable housing, job or economic opportunities, and create suitable living environments for these residents. The activities in this plan combined with activities undertaken by the Regional Network to

Address Homeless, the Barnstable County HOME program, and Barnstable Housing Authority are a coordinated effort to reduce poverty in the Town, County, and Region of Cape Cod and the Islands.

SP-80 Monitoring - 91.230

Describe the standards and procedures that the jurisdiction will use to monitor activities carried out in furtherance of the plan and will use to ensure long-term compliance with requirements of the programs involved, including minority business outreach and the comprehensive planning requirements

The Growth Management Department (GMD) is responsible for monitoring CDBG activities to ensure compliance in meeting goals and objectives set forth in the Consolidated Plan; compliance with program requirements including ensuring timeliness of expenditures; long-term compliance, and monitoring CDBG recipients. The GMD monitors current CDBG recipients and programs quarterly as required and reports accomplishments in IDIS on a quarterly basis for the periods July – September; October – December; January – March; and April – June. These projects and recipients are also required to report year end accomplishments including goals and objectives actually accomplished during the program year and beneficiary data as required. The data collected is reported in the Consolidated Annual Evaluation Report (CAPER).

Rental housing activities such as the Accessory Affordable Apartment program are monitored annually to ensure that units are occupied by income eligible tenants. Income verification, demographic information, and copies of annual leases are collected each year to document compliance. Reminders are sent out each quarter for those units approaching their yearly anniversary. If participants are delinquent in meeting the reporting requirements, they are sent monthly requests to bring into compliance. Failure to meet the reporting requirements will result in the loss of the comprehensive permit allowing the accessory unit.

Mortgages and promissory notes are placed homeownership units to monitor affordability of units purchased or rehabbed with CDBG funds. Most homeownership projects require repayment as program income upon sale or transfer of the property.

Mortgages and other liens may be placed on economic development and other projects to ensure eligibility terms are met.

Expected Resources

AP-15 Expected Resources - 91.420(b), 91.220(c)(1,2)

Introduction

Anticipated Resources

Program	Source of Funds	Uses of Funds	Expected Amount Available Year 1				Expected Amount Available Reminder of ConPlan \$	Narrative Description
			Annual Allocation: \$	Program Income: \$	Prior Year Resources: \$	Total: \$		
CDBG	public - federal	Acquisition Admin and Planning Economic Development Housing Public Improvements Public Services	286,627	0	537,689	824,316	0	

Table 20 - Expected Resources – Priority Table

Explain how federal funds will leverage those additional resources (private, state and local funds), including a description of how matching requirements will be satisfied

Community Preservation Act (CPA) funds: Funds for affordable housing, historic preservation, and open space projects expect a minimum of \$464,000 each for the 2014 program year.

Lombard Fund: Trust funds available to assist very low income Town of Barnstable residents with housing/living expenses. Funds are typically used for rent or mortgage payments and utilities such as heating or electric bills. For the program year 2014 – 2015 expect to have approximately \$97,000 available.

In addition to other funding resources available to help with consolidated plan goals, applicants are asked to demonstrate how CDBG funds requested will be leveraged with other funds.

If appropriate, describe publically owned land or property located within the jurisdiction that may be used to address the needs identified in the plan

The Town of Barnstable Housing Production Plan (HPP) section 4.1 discusses publicly owned land that may be considered for affordable housing from the property inventory done in 2009. The properties identified have not yet been developed. The Housing Needs Analysis was updated December 2014 and the Production Plan is expecting to be updated in the fall of 2015. Further review of the properties is expected to be part of the process of updating the production plan.

Discussion

Annual Goals and Objectives

AP-20 Annual Goals and Objectives - 91.420, 91.220(c)(3)&(e)

Goals Summary Information

Sort Order	Goal Name	Start Year	End Year	Category	Geographic Area	Needs Addressed	Funding	Goal Outcome Indicator
1	Decent Housing	2015	2020	Affordable Housing	Downtown Hyannis NRSA	Affordable Housing	CDBG: \$521,387	Homeowner Housing Added: 2 Household Housing Unit Homeowner Housing Rehabilitated: 4 Household Housing Unit Direct Financial Assistance to Homebuyers: 1 Households Assisted
2	Expand Economic Opportunities	2015	2020	Non-Housing Community Development	Downtown Hyannis NRSA	Expand Economic Opportunities Public Services Neighborhood Stabilization	CDBG: \$100,000	Public service activities other than Low/Moderate Income Housing Benefit: 20 Persons Assisted Facade treatment/business building rehabilitation: 2 Business
3	Suitable Living Environment	2015	2020	Non-Housing Community Development	Downtown Hyannis NRSA	Non-Housing Community Development Public Facilities & Improvements Public Services Neighborhood Stabilization		Homeowner Housing Rehabilitated: 2 Household Housing Unit

Table 21 – Goals Summary

Goal Descriptions

1	Goal Name	Decent Housing
	Goal Description	Projects that create or preserve affordable housing opportunities for residents with income at or below 80% of the area median income.
2	Goal Name	Expand Economic Opportunities
	Goal Description	Projects that create jobs or opportunities for low/mod persons or special needs populations. Activities may include acquisition or rehab to create jobs; assistance to business owners to establish, stabilize, or expand their micro-enterprise business (5 or fewer employees including owners); facade improvement in designated areas; remove conditions of slums and blight, and other eligible activities that expand economic opportunities for low/mod residents and special needs populations.
3	Goal Name	Suitable Living Environment
	Goal Description	Rehab to connect eligible homeowners to Town sewer; public facilities and other public improvements; public service activities; remove conditions of slum and blight, and other eligible activities that result in a suitable living environment for low/mod persons or special needs populations.

AP-35 Projects - 91.420, 91.220(d)

Introduction

Projects for the first program year are expected to address affordable housing needs, provide public services to low/mod income persons and special needs populations, provide economic opportunities for low/mod persons, and if approved improve conditions in the proposed NRSA area.

#	Project Name
1	Planning & Administration
2	Affordable Housing
5	Expand Economic Opportunities
6	Public Services
7	Main Street Clean Team
8	Public Facility/ Improvements

Table 22 – Project Information

Describe the reasons for allocation priorities and any obstacles to addressing underserved needs

Priorities are based on input from the public, non-profit agencies serving low and moderate income persons and special needs populations, other areas of government such as the Senior Center, volunteer Boards and Committees, Census and other data.

Obstacles addressing these needs include a lack of interest from agencies to carryout programs. We only received two (2) applications upon issuing the first Notice of Fund Availability. A second one was released with a deadline of July 10, 2015, and with only 3 days left, we have not received any interest. As mentioned in the Institutional Delivery Structure section of this document, we are evaluating our institutional structure to see what improvements can be made in the delivery process of the program. Additional review will include a list of programs that can be effectively administered in house.

AP-38 Project Summary

Project Summary Information

1	Project Name	Planning & Administration
	Target Area	
	Goals Supported	Decent Housing Expand Economic Opportunities Suitable Living Environment
	Needs Addressed	Affordable Housing Non-Housing Community Development Public Services Public Facilities & Improvements Expand Economic Opportunities Neighborhood Stabilization
	Funding	CDBG: \$57,325
	Description	Planning and administration activities directly related to CDBG grant.
	Target Date	6/30/2016
	Estimate the number and type of families that will benefit from the proposed activities	
	Location Description	367 Main Street, Hyannis, MA 02601
	Planned Activities	Preparation of the 5 Year Consolidated Plan, Annual Action Plans, Consolidated Annual Performance Evaluation Report (CAPER), monitoring and documenting compliance with grant regulations.
2	Project Name	Affordable Housing
	Target Area	Downtown Hyannis NRSA

	Goals Supported	Decent Housing
	Needs Addressed	Affordable Housing
	Funding	CDBG: \$521,387
	Description	Projects that create or preserve affordable housing units for residents with household income at or below 80% or less than Area Median Income (AMI). May include acquisition, rehab, direct homeowner assistance, emergency housing rehab assistance, and other eligible activities that provide or preserve affordable housing units.
	Target Date	6/30/2016
	Estimate the number and type of families that will benefit from the proposed activities	5 Low and moderate income households earning below 80% of the AMI.
	Location Description	Town of Barnstable and Downtown Hyannis NRSA
	Planned Activities	Accessory Affordable Apartment Program Sewer Connection Loan Program Direct Homeowner Assistance
3	Project Name	Expand Economic Opportunities
	Target Area	Downtown Hyannis NRSA
	Goals Supported	Expand Economic Opportunities
	Needs Addressed	Expand Economic Opportunities
	Funding	CDBG: \$100,000
	Description	Activities that create jobs or economic opportunities for low/moderate income persons or special needs populations. May include assistance to eligible businesses for facade improvements; to establish, stabilize or expand their micro-enterprise business (5 or fewer employees including owners); or other eligible activities that create jobs or economic opportunities for LMI persons.

	Target Date	6/30/2016
	Estimate the number and type of families that will benefit from the proposed activities	2 Businesses
	Location Description	Downtown Hyannis within designated area
	Planned Activities	Facade Improvement Program
4	Project Name	Public Services
	Target Area	Downtown Hyannis NRSA
	Goals Supported	Suitable Living Environment
	Needs Addressed	Public Services
	Funding	CDBG: \$15,604
	Description	Activities to provide public services for LMI persons or special needs populations
	Target Date	6/30/2016
	Estimate the number and type of families that will benefit from the proposed activities	10 Low/mod persons
	Location Description	NRSA and Town of Barnstable
	Planned Activities	BID Clean Team
5	Project Name	Main Street Clean Team
	Target Area	Downtown Hyannis NRSA
	Goals Supported	Expand Economic Opportunities
	Needs Addressed	Public Services
	Funding	CDBG: \$30,000

	Description	Public service activity providing job training and opportunities to extremely low income persons
	Target Date	6/30/2015
	Estimate the number and type of families that will benefit from the proposed activities	20 Extremely low income persons
	Location Description	Hyannis - NRSA area
	Planned Activities	Provision of job training and opportunities to extremely low income Baybridge clients.
6	Project Name	Public Facility/ Improvements
	Target Area	
	Goals Supported	Suitable Living Environment
	Needs Addressed	Non-Housing Community Development Public Facilities & Improvements
	Funding	CDBG: \$100,000
	Description	Public Facilities, Infrastructure, and other public improvements that benefit low and moderate income persons and special needs populations.
	Target Date	6/30/2016
	Estimate the number and type of families that will benefit from the proposed activities	
	Location Description	Town of Barnstable/ NRSA
	Planned Activities	

AP-50 Geographic Distribution - 91.420, 91.220(f)

Description of the geographic areas of the entitlement (including areas of low-income and minority concentration) where assistance will be directed

CDBG funds for the 2015 program year may be used for Town wide initiatives or for projects focusing on revitalizing the proposed NRSA area. The Town is proposing a Downtown Hyannis Neighborhood Revitalization Strategy Area (NRSA) as part of this document for approval. The proposed NRSA is located downtown Hyannis and includes the following census block groups: Census tract 125.02 block groups 2,3, and 4; tract 126.02 block groups 2,3, and 4; and census tract 153 block groups 2 and 3. Please see NRSA Area Map attached hereto. If approved, the Consolidated Plan will be amended to include the approved NRSA area. If the NRSA is not approved the area will added as a Target Area.

As indicated above, the proposed NRSA/Target Area populations have the highest poverty levels, the lowest income levels, and the highest minority concentrations. Assistance is expected to be directed to this area.

The purpose of the NRSA is to stimulate reinvestment, revitalize and stabilize neighborhoods, and provide economic opportunities for low and moderate income households. An NRSA designation allows relief from certain regulatory requirements making it easier to implement programs that foster economic empowerment for low and moderate income persons.

Although spending may be focused in the NRSA areas, eligible projects outside these areas will be considered especially in this first year (2015) before it is known whether the designation will be approved.

Geographic Distribution

Target Area	Percentage of Funds
Downtown Hyannis NRSA	

Table 23 - Geographic Distribution

Rationale for the priorities for allocating investments geographically

Input from residents, business owners, local financial institutions, non-profit organizations, and community groups, census data, HUD's upper quartile analysis was used to develop the NRSA strategy area. The data included throughout this document and the in the Housing Needs Analysis supports the need to stabilize this area.

Discussion

AP-85 Other Actions - 91.420, 91.220(k)

Introduction

Below is a list of other planned actions to carry out the strategies outlined in the consolidated plan.

Actions planned to address obstacles to meeting underserved needs

The reduction of federal, state, and local resources is the greatest obstacle towards addressing underserved needs. The decline in funding has resulted in staff cuts and reduced hours of staff administering the programs that address the needs. The Town continues to focus on priorities and tries to partner with other agencies to leverage these funds when possible.

Actions planned to foster and maintain affordable housing

Affordable Housing has been identified as one of the highest needs in the community. The majority of CDBG funds are allocated to activities that create or preserve affordable housing units. The Town also has other resources dedicated to affordable housing initiatives such as the Community Preservation Act funds and the Affordable Housing Trust Fund. The Town has adopted zoning and other policy changes to promote affordable housing activities such as the Inclusionary Zoning Bylaw, Accessory Affordable Apartment and Private-Initiated Affordable Housing Development (PIAHD) ordinances and the Growth Incentive Zone (GIZ). These changes have allowed for increased density and the inclusion of affordable housing development. The Growth Management Department hired a consultant to update the Housing Needs Assessment which was completed in December 2014 which will be used to complete the Housing Production Plan expected in the fall of 2015. The Town continues to evaluate town owned land with respect to the feasibility of developing affordable housing. The Growth Management Department continues to provide assistance to developers and residents interested in pursuing affordable housing opportunities.

Actions planned to reduce lead-based paint hazards

- Potential projects are reviewed to determine Lead Paint compliance levels.
- Awarded projects are required and documented to comply with Lead Paint regulations.
- Potential lead based paint hazards have been identified in the Consolidated Plan.
- Lead hazard reduction activities may be funded with CDBG funds.
- The Accessory Affordable Apartment (AAP) program allows a higher maximum amount of assistance to homeowners to comply with Lead Paint hazards when triggered.
- Home owner rehab programs evaluate for lead compliance and CDBG funds may be made available for lead hazard reduction activities.
- The Town uses a Certified Lead Paint Inspector to identify hazards and ensure compliance with relevant Massachusetts state and federal regulations.

Actions planned to reduce the number of poverty-level families

As mentioned above, the Town collaborates with the Barnstable County HOME program, the Regional

Network to Address Homelessness, and the Barnstable Housing Authority to develop programs to aid in efforts to reduce poverty level households. Although funding resources are limited to meet all the needs, as partners the town benefits from the Home Consortium's commitment to prioritize extremely low income households; the dedication of the housing authorities for public housing opportunities which allows the town to prioritize low and moderate income persons and thereby collectively contributing to reduce the number of poverty level families. The Town is in the process of trying to establish a Neighborhood Revitalization Strategy Area (NRSA) in an effort to provide concentrated assistance to the census block groups in Hyannis with the highest number of households with very low incomes.

Actions planned to develop institutional structure

The Downtown Hyannis Neighborhood Revitalization Strategy Area (NRSA) submitted in this document for approval was established to target the use of CDBG funds in a more comprehensive strategy towards revitalizing an area determined economically disadvantaged. As indicated above, the goal of the NRSA is to:

Support economic empowerment through a more flexible CDBG funding process to increase economic opportunity, stabilize neighborhoods, and sustain revitalization.

Activities planned:

- Stabilizing existing residential neighborhoods by promoting home ownership and providing other direct assistance to homeowners;
- Providing incentives for a broader range of housing types for all lifestyles, ages and incomes through infill development and adaptive building reuse;
- Providing direct business assistance to create and/or retain year round jobs through micro-enterprise lending and a façade improvement program.
- Providing services that create economic opportunities or a homeownership in the area.

This cohesive approach is expected to stabilize neighborhoods, encourage reinvestment downtown and surrounding neighborhoods, and have greater visible impact in the community.

Actions planned to enhance coordination between public and private housing and social service agencies

- Continue outreach efforts to engage agencies in the process, this year added focus groups and surveys that resulted in more participation than previous years.
- Continue use of social media to expand reach
- Changed the CDBG application process to make initial inquiries for funding less labor intensive for applicants by changing the 1st step to a simple Letter of Interest (LOI) request. Instructions posted on the Town website on what to include in a 1 page LOI that can be mailed, delivered, or emailed. This step minimizes the amount of time an interested agency needs to invest to determine if project is eligible. We hope this process will encourage more applications and creativity in program development.
- BHA also works with local service providers to run programs and select participants for publicly (BHA) owned properties.
- BHA partnered with the Seniors Helping Seniors group to add a Senior Bullying Program.

Program Specific Requirements

AP-90 Program Specific Requirements - 91.420, 91.220(I)(1,2,4)

Introduction

The Town of Barnstable is a Community Development Block Grant (CDBG) entitlement community and can use CDBG funds for activities that benefit low / moderate income persons within the community; that work to prevent / eliminate the occurrence of slums & blight; and that are considered urgent because existing conditions pose a serious and immediate threat to the health or welfare of the community. A minimum overall benefit of 70% of the funds must be used to benefit low and moderate income persons. Funds are utilized by the Town to provide decent affordable housing, create economic opportunities and suitable living environments.

Community Development Block Grant Program (CDBG)

Reference 24 CFR 91.220(I)(1)

Projects planned with all CDBG funds expected to be available during the year are identified in the Projects Table. The following identifies program income that is available for use that is included in projects to be carried out.

1. The total amount of program income that will have been received before the start of the next program year and that has not yet been reprogrammed	13,052
2. The amount of proceeds from section 108 loan guarantees that will be used during the year to address the priority needs and specific objectives identified in the grantee's strategic plan.	0
3. The amount of surplus funds from urban renewal settlements	0
4. The amount of any grant funds returned to the line of credit for which the planned use has not been included in a prior statement or plan	0
5. The amount of income from float-funded activities	0
Total Program Income:	13,052

Other CDBG Requirements

1. The amount of urgent need activities	10,000
2. The estimated percentage of CDBG funds that will be used for activities that benefit persons of low and moderate income. Overall Benefit - A consecutive period of one, two or three years may be used to determine that a minimum overall benefit of 70% of CDBG funds is used to benefit persons of low and moderate income. Specify the years covered that include this Annual Action Plan.	70.00%

Attachments

Citizen Participation Comments

CDBG Comments_recd_04032015_Library.txt
From: Eva Schegulla [eschegulla@iamnet.org]
Sent: Friday, April 03, 2015 12:02 PM
To: Grouard, Kathleen
Subject: CDBG Comments

Dear Ms. Grouard,

I saw the article in the Barnstable Patriot about the low turnout, and I have a suggestion.

As someone who works in a small library, I see patrons who could use the help provided in these grant programs. However, many of those who need the help the most don't have access to internet at home -- it's one of the reasons they come to the library.

When they use the internet here, they are usually job hunting. They don't think to look at the town website.

If there were flyers for these meetings or on where to find the grant information, we could post them in the libraries, and either run off extra flyers or place post cards near the computers and in our foyer where community information is kept. That might help get the word out, which, in turn, would get more people to the meeting, or at least asking questions about the programs.

Just my two cents,

Eva

--

Eva Schegulla

Adult Services Librarian
Marstons Mills Public Library

CDBG Comment_recd_040315_Funds4Hsgmt.txt
From: Crystal Marcantoni o [crystalmarcantoni o@mail.com]
Sent: Friday, April 03, 2015 3:28 PM
To: Grouard, Kathleen
Subject: Grant opportunities

Follow Up Flag: Follow up
Flag Status: Flagged

Hello Kathleen,

I recently read an article in the Barnstable patriot about a meeting regarding grant opportunities for among other things, housing. I wish I had known about the meeting as I would have attended.

I would love to learn more about the housing grants. My family and I are struggling to find affordable housing opportunity aftering taking a substantial loss selling our condo. Unfortunately due to the decline of the area and concerns for our safety we felt we needed to move. Any information would be great!

Thank you.

Crystal Marcantoni o



Town of Barnstable
Growth Management Department
www.town.barnstable.ma.us/growthmanagement
Community Development Block Grant Program



Jo Anne Miller Buntich
Director

3/26/15

CDBG Public Meeting Notes

Attendees: Elizabeth Wurfain, Hyannis Main Street Business Improvement District

Staff Present: Jo Anne Miller Buntich, Director Growth Management, Arden Cadrin, Housing Coordinator, and Kathleen Girouard, CDBG Coordinator

Meeting started 3pm. Comments received in support of the proposed Neighborhood Revitalizations Strategy Area (NRSA) and the need for a façade improvement program for downtown Hyannis. The accomplishments of the currently funded public service known as Clean Team were mentioned along with the need for ongoing support. The need for daytime homeless services also mentioned.

Meeting adjourned about 3:45pm.

367 Main Street, Hyannis, MA 02601 (p) 508-862-4678 (f) 508-862-4782

CDBG Public Meeting

**March 26, 2015, CDBG Consolidated Plan, Selectman's Conference Room, 3pm, 367 Main Street, Hyannis, MA
02601**

SIGN-IN SHEET

NAME & AFFILIATION	ADDRESS	PHONE	EMAIL
Elizabeth Worsburn HMS BID	347 Main St	775 7982	elizabeth@ hyannismainstreet.com
Town of Barnstable Staff Present: Jo Ann Miller Buntick Director Alden Cahalan, Housing Coordinator KATHLEEN GILMOUR, CDBG Coordinator			

Community Development Block Group (CDBG)
Consolidated Plan Focus Group Meeting Notes

12/10/14, 9am in the Selectman's Conference Room

Attendees (see also sign in sheets)	
Name	Agency
Bobbi Richards	Barnstable Housing Authority
Lorri Finton	Barnstable Housing Authority
Ed Merigan	Barnstable Veterans Services
Maule Hughes	Cape Cod Child Development
Bridget Delaney Messana	Cape Cod Child Development, Div of Child Care Services
Nora Kent	Child and Family Services
Kris Dower	Community Action Committee of Cape Cod & Islands
Lee M. Hamilton	Consultant, Regional Network to End Homelessness on Cape Cod & Islands
Neil R. Lazzara	Dept. of Developmental Services
Heidi Nelson	Duffy Health Center
Julianna Santiago	Elder Services
Vicki Goldsmith	Habitat for Humanity
Lysetta Hurge-Putnam	Independence House
Ron Holmes	NAMI Cape Cod & Islands
Stacie Peugh	YMCA Cape Cod
Town Staff	
Jo Anne Miller Buntich	Director, Growth Management
Kathleen Girouard	CDBG Coordinator
Arden Cadrin	Housing Coordinator

Jo Anne Miller Buntich called for introductions, explained the reason for meeting and asked for input on the questions that were sent to invitees.

HOUSING

Housing Problems identified:

- Cost of housing
- Availability of housing
- Longest wait list for public housing is for two (2) bedroom rental units. Wait list is over 1,000 families long.
- Seasonality of area makes it difficult to secure housing between April and September.
- Affordability, high cost housing with low wage jobs and public benefits aren't enough to cover housing needs.
- Not enough affordable apartments for rent on Cape Cod
- Difficulty building affordable apartment complexes due to septic/sewer issues
- Insufficient funding for housing and infrastructure costs for housing development
- Financing available is not adequate to support the need

Populations or household types more affected than others by these housing problems:

- Difficult for low income households to secure financing due to bad credit and other social issues such as substance abuse issues, developmental abilities, etc. Lack of funds and social issues make it difficult to maintain housing if able to find something.

- Difficulty for persons that need caretakers to find housing with unrelated staff and qualify for 2 bedroom units. Subsidies based on individual and doesn't allow for support staff.
- Mental illness was identified as a common thread through several populations including elderly, veterans, homeless, etc.

Housing Characteristics that are linked to instability and increased risk of homelessness:

- Difficulty finding property owners willing to take voucher tenants, perception that tenants won't maintain the property.
- Discussion on housing first model revealed the unintended consequences of the policy not requiring participants to obtain services in order to be housed. Making it more difficult to find housing options for homeless persons.

Housing Needs of special needs populations:

- The need for safe and supportive housing for victims of domestic violence, veterans, elderly, persons with mental illness, etc.
- Assistance is needed to maintain veteran housing on South Street
- Discussion on the need to coordinate housing services
- Need Housing for elderly and frail elderly that are in danger of or have lost housing, the homeless shelter not a great option for seniors, and the long wait list for public housing units are discouraging. Many elders are not aware of services available, they may have owned their own home but due to chronic illness, fixed income, cognitive health, and other factors have difficulty maintaining a home or worse case are now displaced. Assistance is needed to help elderly residents navigate housing and services available.
- High need to provide supportive housing for persons with mental health issues, substance abuse, and elderly persons.
- High need for rental subsidies
- High need for Safe Haven model as the first step into housing. The Safe Haven model requires 24/7 staffing to support tenants and is intended for persons trying to transition into housing from being homeless.

Public Housing:

- Need for large, 4 bedroom units
- There are currently 8 large, 4 bedroom public housing units in the inventory but there is not much of a wait list.
- Barnstable Housing Authority is looking for space to move their offices and asked about vacant properties that may be available

POPULATIONS:

Racial and Ethnic:

Income categories in which racial or ethnic group have disproportionately greater need than the needs of that income category as a whole? What are those needs?

- There is a disparity of minority, low income youth that do not pursue higher education. Large number of Caucasian students seeks higher education while a low percentage of minority students do.
- A disproportionate number of minority students are suspended within the school systems. Could there be a correlation between treatment and pursuit of higher education.
- Agencies are finding it difficult to reach the Brazilian population. It was suggested to build relationships within the Brazilian community and enlist people within the community to help with public outreach.
- There is a perception that other growing minority populations include persons of Indian and Chinese decent.

Are any of these racial or ethnic groups located in specific areas or neighborhoods?

- Hyannis neighborhoods

Special Needs:

- Barnstable Housing Authority receives a special grant to provide housing for 35 people diagnosed with HIV/AIDS.
- High need for single person housing with mental illness, congregate living is not appropriate for this population. Suggestion for a supportive agency to buy or rent a house to provide individual housing
- Vouchers are helpful if landlords are willing to accept

Neighborhoods in Need:

- Hyannis neighborhoods including Hirammar Road, Fresh Holes, Sea Street, General Patton, Thornton Drive, Spring Street, Cromwell Court Apartments.
- Transportation services needed in Hyannis to accommodate flexible work schedules

Poverty:

- Hard to find year round jobs due to season ability of the area
- Harder to find jobs with livable wages, people in poverty are unable to get ahead
- Recent withdrawals from deep subsidies for housing have created higher costs for rental units, some with higher costs than a mortgage.
- Affordable housing is over priced causing households to pay over 30% of their income
- Below standard market rate housing costs almost as much as housing in better condition
- Expensive area to live

Supportive/ Public Services:

- High need for services helping people transition to sober housing. The housing available often puts them in at risk neighborhoods or situations making it difficult to remain drug free.
- Need supportive employment and life skills coaching
- Transportation is needed for low income and special needs populations to get to work
- Need for staff and information referral service for housing and social services
- High need for Life Education to include training on how to budget to maintain basic needs such as food, shelter and clothing, how to clean, etc.
- Discussion on the push to centralized assessment for homeless populations and the inclusion of veterans
- Rapid Rehousing was discussed

Workforce Development:

- Need supportive employment opportunities and skill teaching
- Transportation services needed for low income and special needs populations.
- Difficult to find employment for persons needing assistance
- Trend towards eliminating sheltered work environments for special needs populations. Mention that Cape Abilities, Inc. is adopting this trend and trying to move employment into the community from their facility.

Public Policy & Infrastructure:

- Need for voucher system to support persons that need live in caretakers. As individuals don't qualify for 2 BR units and need the 2nd bedroom for unrelated caretakers.
- Discussion on State sanitary code and public housing subsidy requirements
- By right zoning to develop affordable housing would make it easier than the 40B process.
- It was noted that rental housing was not allowed in most of the Town's residentially zoned areas.
- There is a need for sidewalks and improvements to existing sidewalks downtown Hyannis, some are not wide enough to encourage walking
- Better use of vacant buildings, suggested to acquire and rehab vacant residential properties for affordable housing units

CDBG ConPlan Focus Group 12-10-2014 - Please fill in your contact information below to record attendance at the workshop.

Growth Management Dept., 367 Main Street, Selectman's Conference Room, 2nd floor, Hyannis, MA 02601

SIGN-IN SHEET

NAME & AGENCY	ADDRESS	PHONE	EMAIL ADDR & please indicate ADD/REMOVE from email distribution list?
Johanna Samborg - Elder Services	68 Old 134 S. Dennis	508-394-4630	johanna_samborg@esci.org
HEIDI NELSON - DUFFY HEALTHCARE	94 WATIN ST, HYANNIS 02601	508-771-7517	hnelson@duffyhealthcare.org
Habitat for Humanity	Habitat 411 Main St - Suite 6 Hyannis Port 02675	508 362 3559	vj@habitatsepcor.org
ED MERRIGAN BARNSTABLE VETERANS SVCS	66 ROUTE 28 HYANNIS 02601	508 778 8740	edward.merrigan@town.barnstable.ma.us
Independence Home	160 Sallet Lane	508-771-4507	deltac@independence.org
Robert Hud Hutman Consultant	27 Plymouth Hyannis Port MA 02675	508-241-3555	rhutman@epcor.net
Lee M. Hamrick	1019 Rte 132 Hyannis, MA 02601	508-778-1839	lhamrick@services.org kdavies@services.org
Child and Family Services			
Nora Kent, Program Director			

CDBG ConPlan Focus Group 12-10-2014 - Please fill in your contact information below to record attendance at the workshop.

Growth Management Dept., 367 Main Street, Selectman's Conference Room, 2nd floor, Hyannis, MA 02601

SIGN-IN SHEET

NAME & AGENCY	ADDRESS	PHONE	EMAIL ADDR & please indicate ADD/REMOVE from email distribution list?
NEIL R. LAZZARA Dept of Developmental Services	Cape Cod and Islands Area Office 191 North St Hyannis, MA 02601	(508) 770-6118	neil.lazzara@state.ma.us
Budget Delaney, Messana Cape Cod Child Development Dt of Child Care Services	Cape Cod Child Dev. 83 Pearl St. Hyannis 02601	508 775.6249 x314	bdelaney@cccdp.org
Mel Hughes CCCDP Director of Head Start	Cape Cod Child Development 800 Pearl St Hyannis, MA 02601	508 414 5505	mhughes@cccdp.org
IAN HOLMES NAMI CAPE COD & ISLANDS	5 SHIMMEL CAVIS HYANNIS, MA 02601	508 778-4277	iholmes@namicapecod.org
Bobbi Richards Barnstable Housing Authority	146 South St. Hyannis	508 771 7222	Bobbi.RC@bha.barnstable.ma.us
Lorri Finton Barnstable Housing Authority	146 South St. Hyannis	508 771 7222	lorri.finton@bha.barnstable.ma.us
Kris Dacier Community Action Committee of Cape Cod + Islands	372 North St Hyannis, MA 02601	508-862- 6160	jtkced@aol.com
Stacie Peugh, President of CEO YMCA Cape Cod	2245 Iyanough Rd. W. Barnstable, MA 02600	508- 362-6500 ext. 101	speugh@ymcacapecod.org



Town of Barnstable
Growth Management Department
www.town.barnstable.ma.us/growthmanagement



Jo Anne Miller Buntich
Director

6/30/14

NEIGHBORHOOD REVITALIZATION STRATEGY AREA (NRSA)
FOCUS GROUP MEETING NOTES
JUNE 24, 2014

Attendees:

Public: Rick Presbrey, Housing Assistance Corporation; Jeannine Marshall, Coastal Community Capital; Chuck Carey, Carey Commercial Realty; Kevin Pepe, Commercial Realty Advisors.

Staff: Jo Anne Miller Buntich, Arden Cadrin, Kathleen Girouard, Elizabeth Jenkins, John O'Brien, Art Traczyk, Mike Trovato

Meeting started at 7:35am in the Selectman's Conference Room June 24, 2014.

Jo Anne Miller Buntich, Director Growth Management Department, introduced the purpose of the meeting and summarized the Neighborhood Revitalization Strategy Area (NRSA) goals and prompted introductions before starting on the topic areas.

Access to Capital.

- o The discussion on whether or not businesses had access to capital had varied responses including access for small businesses for working capital was not readily available due to a lack of collateral needed to secure those types of loans.
- o Coastal Community Capital offers more flexibility in lending than traditional banks but still requires collateral at a rate about 1.2 times or 80-90% of the loan value. Owner operated businesses are looked upon more favorably in terms of collateral.
- o Banks hesitate to help smaller businesses especially start ups as they want to see a minimum of three (3) years of tax returns and collateral.
- o Jeannine Marshall mentioned the importance of stabilizing home ownership which builds equity and provides collateral for loans making funds more accessible.
- o The housing prices are too high for the area and not affordable for low and moderate income households.
- o Rents on Main street fluctuate but are generally less expensive than some other Cape communities like Chatham which may be what attracts the small business owners. But the quality of the cheaper properties is less than desirable.
- o Perception of crime and homeless problems deters some would be investors.

Strategy: Stabilize Home Ownership.

- o Help people purchase homes

367 Main Street, Hyannis, MA 02601 (o) 508-862-4678 (f) 508-862-4782

Community Organizations or programs actively working on economic empowerment in the NRSA?

- o Housing Assistance Corporation (HAC)
- o Coastal Community Capital
- o USDA, Jeannine Marshall noted that although they are not a local organization they are instrumental in providing 100% guarantees on residential mortgages.
- o Stu Bornstein, individual property owner/investor, was mentioned due to his capacity
- o LaRusso Foundation was another resource worth mentioning.
- o The Work Investment Board (WIB)
- o Community Action Committee
- o Hyannis Business Association
- o Hyannis Main Street Business Improvement District (BID)
- o Small Business Association (SBA)
- o SCORE

Unmet Needs:

- o Required code upgrades - building stock is getting older and building codes are getting longer.
- o Common perception among developers that it is difficult to build in Barnstable and that the Town and County are not business friendly. Local Towns are often viewed similarly as the Cape Cod Commission. Many start ups or smaller businesses are overwhelmed with the process of establishing.
- o Suggested a facilitator or omnibus to help businesses through the process.
- o The Hyannis Civic Association appears to be dedicated to keeping Hyannis as a small "village" and not recognizing it's status as a commercial core.
- o The appetite for a Redevelopment Authority was discussed and although the participants in the discussion thought it would be helpful even without eminent domain powers they did not see the community at large accepting the proposition. Unfortunately viewed upon as increased government and urbanization that does not sit well in the environment.
- o Community Development Corporations (CDCs) were mentioned as another tool and the question was whether we need another one established. HAC mentioned they were a certified CDC and Coastal has some similar attributes.
- o Discussed how they could attract businesses to talk to the Town first to help with zoning and other issues.
- o Discussed the desire to encourage business development downtown Hyannis and Plymouth was noted as example.

Housing:

- o Discussed current housing conditions. Higher prices, lack of buildable land, the need for market rate and affordable rental properties were all mentioned.
- o Many would like to see large scale apartment buildings at various prices but the lack of land and costs of properties make it impossible. Rick Presbrey added the numbers just don't work because the development costs are too expensive while the incomes of people living here are too low to support.

Barriers:

- o Development costs, access to capital, regulatory oversight.

Strategies:

- o Buy down development costs.
- o Increased density helps lower development costs.

Unmet Needs for Infrastructure or facilities that inhibit economic empowerment:

367 Main Street, Hyannis, MA 02601 (o) 508-862-4678 (f) 508-862-4782

- o Needs- Grocery Store, a decent hotel, parking. Discussed need for higher quality hotels downtown – not just luxury hotels but just good quality hotels. Rick Presbrey thought there would be a need for a luxury hotel with spa services as well.
- o Support of arts and culture activities downtown to help spur economic development. Discussed the success of the Cotuit Arts Center and although a larger scale venue had been desired for Hyannis suggested that a scaled down version would benefit the area as well.
- o Suggested a 4 year college would help bring jobs and work force
- o Large elderly population

Barriers:

- o Lack of workforce, higher education, cost of land/space, doing business, transportation, road/infrastructure, geography- only 2 bridges to get on and off.
- o Mentioned there are not incentives to attract businesses to relocate here. There are not good jobs for spouses who would be forced to commute off Cape to work, there was mixed responses on the school system and effect of charter schools.

Strategies:

- o Kevin Pepe asked if the Town could provide incentives such as tax breaks or other assistance to encourage desired development or specific uses in the areas needed.

Wrap up:

Jo Anne Miller Buntich thanked the participants and told them the Town intends to follow up with the folks who were unable to attend and the group suggested including contacting Patricia Belden, POAH and Amy Anthony. The Town will then get follow up with group and will schedule a public meeting to discuss the NRSA with the community at large. Hopes are to finalize the NRSA process by September or October 2014.

367 Main Street, Hyannis, MA 02601 (o) 508-862-4678 (f) 508-862-4782

Grantee Unique Appendices



Town of Barnstable
Growth Management Department
www.town.barnstable.ma.us/growthmanagement
Community Development Block Grant Program



Jo Anne Miller Buntich
 Director

TOWN OF BARNSTABLE
NEIGHBORHOOD REVITALIZATION STRATEGY

1. Introduction

Purpose

In recent years, the U.S. Department of Housing and Urban Development's (HUD) Office of Community Planning and Development (CPD) has stressed a coordinated marshalling of resources to facilitate entitlement communities' ability to engage in comprehensive community revitalization strategies. Comprehensive community revitalization strategies seek to create partnerships among federal and local governments, the private sector, community organizations and neighborhood residents. HUD seeks to create communities of opportunity in neighborhoods by stimulating the reinvestment of human and economic capital and by economically empowering low-income residents.

This NRSA application is the first part of the comprehensive planning approach for inclusion in the Five-Year Consolidated Plan. We pursue the NRSA because of their success in bringing the neighborhood's and the community stakeholders together in partnerships that:

- Strengthen commitment to neighborhood community building;
- Make neighborhoods more attractive for investments;
- Increase neighborhood participation to ensure that economic activity benefits are reinvested within the neighborhood for long-term community development and stabilization;
- Support neighborhood intermediary institutions that bridge the gaps between local government agencies, the business community, community groups, and residents; and
- Foster resident-based initiatives that identify and address their housing, economic, and human service needs.

Source: U.S. HUD CDBG regulations, cross reference 24 CFR Parts 91 and 570

Benefits of establishing an NRSA:

An approved NRSA offers 4 significant advantages through HUD:

1. Job Creation/Retention as Low/Moderate Income Area Benefit: Job creation/retention activities undertaken pursuant to the approved strategy may be qualified as meeting area benefit requirements, thus eliminating the need for a business to track the income of persons that take or are considered for such jobs (24 CFR 570.208 (a) (1) (vii) and (d) (5) (i));

2. **Aggregate of Housing Units:** Housing units assisted pursuant to the strategy can be considered to be part of a single structure for the purposes of applying the low- and moderate- income national objective criteria. This provides a greater flexibility to carry out housing programs that revitalize a neighborhood (24 CFR 570.208 (a) (3) and (d) (5) (ii)).
3. **Aggregate Public Benefit Standard Exemption:** Economic development activities carried out under the strategy may, at the grantee's option, be exempt from the aggregate public benefit standards. This enables the grantee flexibility in program design as well as reducing record keeping requirements related to the public benefit standard (24 CFR 570.209 (b) (2) (v) (L) and (M)) and.
4. **Public Service Cap Exemption:** Public services carried out pursuant to the strategy by a Community-Based Development Organization will be exempt from the public service cap (24 CFR 570.204 (b) (2) (ii)).

Source: U.S. HUD CDBG regulations, cross reference 24 CFR Parts 570

2. Neighborhood and Demographic Criteria

Map – See Downtown Hyannis NRSA Map attached.

Downtown Hyannis Neighborhood Revitalization Strategy Areas (NRSA) Planning Areas:

The revitalization area contains several residential neighborhoods surrounding the traditional downtown Hyannis business district and Hyannis's Inner Harbor. The NRSA encompasses these neighborhoods East End, Glenmore, Sea Street, North Hyannis Port, West Main, North Hyannis, Tree Streets and Ridgewood neighborhoods.

The proposed Hyannis Downtown Neighborhood Revitalization Strategy Area encompasses 2.75 square miles of the 76.3 square miles in the Town of Barnstable. The area is contiguous with and located in the south-eastern portion of Barnstable and directly abuts the Town of Yarmouth. Some of the NRSA was settled and developed prior to 1850 and today includes major institutions such as Cape Cod Hospital, Cape Cod Regional Transit Authority, Steamship Authority and Barnstable Town Hall and Office Buildings.

The history of the area is similar to that of many small cities and towns across America yet has aspects unique to Cape Cod. A once vibrant small town with walk-able neighborhoods surrounding a central business district was adversely impacted by the automobile oriented development and changing residential preferences colored by seasonal use. These conditions led to a shift in economic investments to outlying shopping malls and scattered strip developments.

The economic base of the traditional downtown eroded and investments in the aging housing stock surrounding downtown declined. The residential trend toward larger lots and with single family homes in more rural subdivisions caused downtown residential and commercial uses to dwindle. Housing stock use shifted from owner occupied to rental, some stock became seasonal or transient rentals, and some became boarding and lodging houses. As investment in the housing stock declined, values declined, and structures deteriorated, increasing occupancy by lower income persons and families and an overall lack of investment in both the neighborhoods surrounding the traditional central business district.

Description of Boundaries:

The Hyannis Downtown Neighborhood Revitalization Strategy Area is bounded on;

- The North by Falmouth Road (Route 28) & Iyannough Road (Route 28)
- The East by Barnstable/Yarmouth Town-line & Lewis Bay
- The South by Bay Shore Road, Daisy Hill Road, Channel Point Road , Ocean Street, Gosnold Street, Sea Street, Ocean Avenue, Marston Avenue, Smith Street, and Craigville Beach Road
- And the West by Straightway West Main Street and Pitcher’s Way

The NRSA boundaries encompass the following Census Tract/Block Groups:

- Tract 125.02 Block Group 2
- Tract 125.02 Block Group 3
- Tract 125.02 Block Group 4
- Tract 126.02 Block Group 2,
- Tract 126.02 Block Group 3
- Tract 126.02 Block group 4
- Tract 153 Block Group 2, (Formerly Tract 124 Block Group 1)
- Tract 153 Block Group 3 (Formerly Tract 124 Block Group 2)

The area encompasses some 2.75 square miles of the 76.3 square miles in the Town of Barnstable.

Include evidence primarily residential: See land use map attached hereto. Nine hundred and eighty-four (984) acres of the proposed area is residential while three hundred seventy (370) acres are non-residential use. Area is primarily residential with a small commercial center.

Evidence meets upper quartile percentage of 59.2% of low/mod:

An analysis of 2000 and 2010 demographic information from the U.S. Census for the proposed NRSA indicates that the area meets and exceeds the low- to moderate-income requirements of HUD CPD Notice 96-01.

HUD’s upper quartile analysis determined that the area must be at least 59.2% low and moderate income persons using 2000 census block groups. Although the block groups were renamed in 2010 HUD maintained the same upper quartile percentage threshold. The block groups included in the proposed Downtown Hyannis NRSA exceed this requirement with an overall 66.88% low and moderate income population. See LMI percentage by block group below:

2000 Census Tract/ Block Group	2010 Census Tract/ Block Group	LMI	TOT	LowModPct
12400/2	153/ 2	896	1177	76.13%
12400/1	153/3	997	1316	75.76%
12300/1	153/1 Not included	430	575	74.78%
12500/3	125.02/3	686	981	69.93%
12600/5	126.02/2	660	978	67.48%
12600/3	126.02/4	659	984	66.97%
12600/6	126.02/2	350	546	64.10%
12500/2	125.02/4	472	780	60.51%
12500/1	125.02/3	604	1020	59.22%
12600/4	126.02/3	657	1161	56.59%

Eligible block groups not included: the 2000 census tract 123 group 1 that was reclassified as Tract 153 Block Group 1 in 2010 was not included because it did not meet the primarily residential requirements and is largely made up of the airport, and commercial corridor of Route 132 including the Cape Cod Mall and several commercial Plaza's and properties.

The 2000 census tract 126 group 4 which is now classified as 126.02 group 3 was included in the NRSA area. HUD's upper quartile analysis shows they were slightly under the required 59.2% low mod percentage but, as mentioned above, collectively the entire area exceeds this requirement with an overall 66.88% low and moderate income population. Additionally the 2010 census data shows this group has a lower median income than census tract 125.02 group 2 that combined 125 groups 2 and 3 that were ranked as #4 and #8 with 69.9% and 60.5% low mod requirements.

Census block groups 153 group 2 and 3 are part of the Growth Incentive Zone (GIZ) and the Hyannis Main Street Waterfront Historic District covers a large portion of the same area. This same area was previously designated as a CARD district that was approved by HUD in years past.

Demographic Data:

Source: ACS Demographic and Housing Estimates 2009 – 2013 American Community Survey 5 Year Estimates

	Barnstable County	Barnstable Town City MA	Census Tract 125.02	Census Tract 126.02	Census Tract 153
Male	47.7%	48.4%	46.9%	49.6%	52.1%
Female	52.3%	51.6%	53.1%	50.4%	47.9%
Median Age in Years	50.4	48.4	49.2	39.6	39.4
62 years & over	30.9%	27.0%	26.4%	17.1%	17.0%
65 years & over	25.8%	21.8%	21%	12.9%	11.7%
One Race White	93.2%	91.4%	91.9%	74.7%	63.9%
One Race Black/African American	2.3%	3.2%	.6%	13.3%	15.0%
Some other Race	1.1%	2%	3.0%	5.7%	6.6%
Two or more Races	1.8%	1.9%	.7%	3.7%	8.5%
Hispanic or Latino (of any race)	2.3%	3.1%	4.2%	11.6%	4.9%

As indicated in the 2015 Consolidated Plan the Village of Hyannis is more racially diverse than the Town of Barnstable and the County. Sixty three point nine (63.9%) percent of residents in census tract 153 and 74.7% in 126.02 report themselves as white alone compared to 91.4% in the Town and 93.2% in the county. A larger percentage of residents in all three census tracts included in the NRSA report as Hispanic or Latino compared to the Town as a whole or the County. Four point two (4.2%) in 125.02, 11.6% in 126.02, and 4.9% in 153 while only 3.1% in the Town and 2.3% in the County report as Hispanic or Latino. The percentage of residents reporting as Hispanic or Latino in census tract 153 is over 3 times higher than that for the Town of Barnstable.

The population in the NRSA area is generally younger than the Town and County as a whole with the median age in census tracts 126.02 and 153 almost 10 years younger than the median for the Town and County.

3. Community Consultation

Description of process used to develop NRSA.

Growth Management Department (GMD) stakeholder citizen participation meetings and focus groups included residents, business owners, non-profit agencies, financial institutions, and property owners. Public outreach took place from June 2014 through May 1, 2015

June 25, 2014 public workshop reviewed NRSA strengths, weaknesses, opportunities, and threats. Public review and comment continued with meetings, focus groups, and comment periods all supported by web-based tools.

A public hearing in accordance with citizen participation rule 24 CFR, Part 91.105 attracted about 30 attendees who reviewed NRSA process and goals and expressed their support. To solicit additional comments documents were available 2 weeks before the first meeting and 30 days following the Consolidated Plan posting.

Several media publicized these meetings. Notices in English, Spanish, and Portuguese were used in addition to the Town website translator feature. Notices posted as hard copies on Town buildings and through mail; electronically on Town website and email to residents, businesses, and organizations; printed in local newspapers; televised on local cable channel. E-mail and hard copy Invitations to all stakeholders; publicized through community newsletters and websites such as Hyannis Area Chamber of Commerce, Hyannis Main Street Business Improvement District, and Barnstable County Human Services Department; social media Twitter and Facebook.

This citizen participation guided NRSA boundaries, identified strengths, weaknesses, and goals.

4. Assessment

Housing Characteristics: *Source: Housing Needs Assessment and focus group meetings.*

Characteristics of the NRSA are:

- 4 times more densely populated than the rest of the Town
- Variety of housing types with about 73% land area used as housing
- 68% of Hyannis residents at or below 80% area median income.
- 76% of homeowners and renters are cost burdened spending > 30% on housing
- 24% are severely cost burdened paying > 50% for housing.
- More renter occupied housing than owner occupied units
- More multi-unit structures than area outside NRSA
- Fewer seasonal units in NRSA
- .2% owner vacancy, 6% rental vacancy
- Lower property values in NRSA. \$241,500 median sales price in NRSA, Barnstable median \$355,050
- NRSA has 40% of housing stock built before 1940; 56% of built between 1960 and 1989.

Commercial Characteristics:

- Main Street commercial core designated a Growth Incentive Zone (GIZ) in 2006. GIZ designation streamlines regional and local permitting.
- Built environment is a close-knit pattern of varying lot sizes, mixed use buildings, interconnected streets. Buildings designed for a variety of uses and so more adaptable to changing economy.
- Upper levels could be added or reused for residences or offices increasing jobs and pedestrian activity.
- Vacancy rate +/-5%.
- Needs more year round retail and office activity.
- Need to encourage reinvestment in older commercial stock to repair and upgrades.
- Small businesses need working capital to establish, stabilize, and maintain year round jobs and activity.

Economic Conditions of the proposed area:

Levels of unemployment

Source: U.S. Department of Labor, Bureau of Labor Statistics News Release April 8, 2015. The unemployment rates for Barnstable Town City MA MSA were down slightly from 2014 in January and February but much higher than that of the State of Massachusetts. Information was not available by census tract or block groups. See excerpt below:

Page 6 of 11

State and Area	Unemployed							
	Number				Percentage			
	January		February		January		February	
	2014	2015	2014	2015	2014	2015	2014	2015
MA	240.3	198.1	231.1	193.9	6.9	5.6	6.6	5.4
Barnstable Town	11.2	9.7	10.9	9.7	9.7	8.1	9.5	8.1

Numbers of businesses located within the area:

- The Hyannis Area Business Improvement District (BID) reported about 120 businesses on Main Street of which 10 service facilities such as convenience store, drug stores, and grocery store. Ten additional personal services such as dry cleaning, shoe repair, and physical therapy. The BID estimates an average of 6 persons employed per business.
- Several restaurants in the area catering to all type of palates and atmospheres from carry out windows to indoor and outdoor dining areas.
- Other amenities include municipal offices, library, postal service, Cape Cod hospital, and other public health facilities including Duffy Health Center, Department of Social Services, Baybridge Clubhouse, Diocese of Fall River Social Services, Cape Cod Child Development, and Veteran Services.
- The BID reported about 20% of the businesses in the area open seasonally. Seasonality varies among the businesses many open in April through December; some are open for longer or shorter periods of time.

Access to capital (or lack thereof) in order to form businesses in the area:

- Community responses on the availability of business capital varied and most agreed that working capital for small businesses was not readily available due to the lack of collateral needed to secure those types of loans.
- Coastal Community Capital, a local non-profit community lending agency, offers more flexibility in lending than traditional banks but still requires collateral at a rate about 1.2 times or 80-90% of the loan value. Owner operated businesses are looked upon more favorably in terms of collateral.
- Banks hesitate to help smaller businesses especially startups as they want to see a minimum of three (3) years of tax returns and collateral.

Housing needs of residents in the area including: rents; home prices; and housing quality; and

- Housing costs in the area, although slightly lower than the Town are still too high for the income levels of people living there. Sixty-eight (68%) percent of the Hyannis population makes less than 80% of the area median income.
- The high prices of housing in the area make it difficult for low and moderate income households to purchase creating the need for steep subsidies to promote homeownership.
- Hyannis a larger share of rental units compared to the Town as a whole and although there is a need for market rate and affordable multi-unit family rentals, the need to stabilize the area with homeownership opportunities is greater.
- Revitalization is needed to improve the quality and condition of much of the rental housing stock.

- Stabilizing home ownership was identified as a strategy to help build equity, potentially provide collateral for business loans, and thereby makes funds more accessible.
- Development costs are high while incomes of residents living in the Strategy area are too low to support new multi family rental development.

Community Organizations or programs actively working on economic empowerment in the NRSA:

- Housing Assistance Corporation (HAC)
- Coastal Community Capital
- USDA, although not a local organization they are instrumental in providing 100% guarantees on residential mortgages.
- The Work Investment Board (WIB)
- Community Action Committee
- Hyannis Business Association
- Hyannis Main Street Business Improvement District (BID)
- Small Business Association (SBA)
- SCORE

Opportunities for economic development improvement within the neighborhood:

- Creation of an Economic Development Authority to improve employment conditions and business opportunities and rehabilitate areas of community considered blighted or underperforming.
- Mixed use initiatives and projects for market rate and workforce housing
- Shared Workspace initiatives
- OpenCape highspeed internet access
- Immigrant and minority based businesses (ie Brazilian Community)
- New and emerging technologies for wastewater treatment
- Zoning changes in previously restricted areas
- Improvements to Gateway Corridors including infrastructure,

Unmet demand for specific types of facilities or services (such as the need to create/foster a lending institution within the neighborhood);

NEEDS

- Grocery store, year round hotels, parking management including structures. Group discussed the need for higher quality hotels downtown – not just luxury hotels but good quality hotels. One meeting participant thought there would be a need for a luxury hotel with spa services as well.
- Support of arts and culture activities downtown to help spur economic development. Discussed the success of the Cotuit Arts Center and although a larger scale venue had been desired for Hyannis suggested that a scaled down version would benefit the area as well.
- Suggested a 4 year college would help bring jobs and improve the work force
- The need to make physical improvements and building code upgrades to the building stock in the area.
- There appears to be a common perception among developers that it is difficult to build in Barnstable and that the Town and County are not business friendly. Many startups or smaller businesses are overwhelmed with the process of establishing and permitting the business.

- The need for a facilitator or ombudsman to help businesses through the process. Since the initial meeting, the Town placed renewed emphasis on the ombudsmen function of the Economic Development Specialist position. A permitting ombudsmen is still needed and being considered in the budget process for FY 16.
- Some stakeholders thought there was a need for Community Development Corporations (CDCs) in Barnstable. Housing Assistance Corporation (HAC) mentioned that they were a certified CDC and Coastal Community Capital has some similar attributes.
- The Hyannis Civic Association appears to be dedicated to keeping Hyannis as a small “village” and does not recognize or support Hyannis’ status as a commercial core.
- The appetite for a Redevelopment Authority was discussed and although the participants in the discussion thought it would be helpful even without eminent domain powers but they did not see the community accepting the proposition. Unfortunately it would be viewed as increased government and urbanization.
- Opportunities for small businesses may be greater on Main Street in Hyannis since rents, although fluctuating, are generally less expensive than some other Cape communities. The quality of the cheaper properties is less than desirable and the perception of crime and homeless problems deters some would be investors. Improvement programs as part of the overall NRSA strategy would remove some of the conditions making these properties unattractive.

Barriers to Improvement

- Lack of affordable workforce housing
- High water system development fees discourage property owners from building 2nd story residential units.
- High cost of land acquisition
- High concentration of social service programs
- Increase in crime due to drug related activity
- Zoning restrictions prohibiting growth in certain sectors

Opportunities for Improvement/ Actions

Support programs that promote Economic Opportunities in the NRSA area.

- Assistance for façade improvements for eligible businesses
- Assistance to business owners to establish, stabilize, or expand their Micro-Enterprise Business (5 or fewer employees including owners) in the NRSA area.
- Support for activities that create jobs for low and moderate income persons
- Support for activities that remove conditions of slum and blight
- Other eligible activities that provide jobs or economic opportunities for low and moderate income persons

Support programs to stabilize housing in the NRSA area.

- Direct homeowner assistance to help persons purchase their first homes
- Rehab assistance to improve or preserve housing units in the NRSA area. Includes accessibility improvements.
- Other eligible activities that create or preserve housing units that are affordable to low and moderate income persons.

Public facilities, Infrastructure, and other Public Improvements in NRSA area

- Support accessibility improvements to public facilities or infrastructure
- Infrastructure improvements

NRSA Goals and Objectives.

The following goals and objectives were developed as a result of a series of public meetings that focused on identification of the strengths, weaknesses, opportunities and threats to revitalization. The goals are the broad directions that should be pursued for revitalization; the objectives describe the general course of action on specific issues that can be used to set clear requirements for public and private projects. These goals and objectives are not a prediction of what will be like in the future, but are a statement reflecting what the NRSA intends to achieve. They reflect the values of the businesses, residents and property owners of the area and the changes they would welcome or oppose.

- Support the local economy emphasizing the year round economy,
- Stabilizing residential neighborhoods including hoe ownership, park ,pedestrian and lighting improvements
- Create new rental residential opportunities,
- Enhancing existing businesses that serve the needs of the community and region.

Business Assistance to stimulate reinvestment in the area:

- The Town will implement a façade improvement program for businesses with public entrances located on the main thoroughfares in areas designated within the Growth Incentive Zone (GIZ) and Downtown Hyannis NRSA area.
- Assistance to eligible business owners to establish, stabilize, or expand their micro-enterprise (5 or fewer employees including owner(s)) business within the NRSA area.
- Support projects offering job training and opportunities in NRSA area.

Stabilize the neighborhood by supporting Homeownership opportunities in the area:

- Provide assistance to support new homeownership for low- to moderate-income households.
- Support programs/ projects to modify housing units to accommodate the needs of disabled and allow elderly residents age in place.
- Convert abandoned or foreclosed properties into new affordable units.

Create a Suitable Living Environment:

- Provide assistance to eligible homeowners to connect to Town sewer.
- Support improvements, including accessibility in accordance with the Americans with Disabilities Act (ADA) to public facilities in NRSA area.
- Support programs that enable independent living for seniors and persons with disabilities
- Provide assistance for eligible improvements to rental properties in area.

6. Performance Measures

Downtown Hyannis Neighborhood Revitalization Strategy Area (NRSA) 2015 – 2020:

Strategy 1 – Decent Housing

DH-1	Availability/ Accessibility	Provide assistance to make accessibility improvements
DH-2	Affordability	Provide 4-5 households assistance to purchase their first home
DH-3	Sustainability	Support improvements to help people stay in their homes

Strategy 2 - Suitable Living Environment:

SL-1	Availability/ Accessibility	Support public facility improvements including accessibility improvements
SL -2	Affordability	Assistance to preserve existing units
SL-3	Sustainability	Support improvements to public facilities

Strategy 3 - Economic Opportunities:

EO-1	Availability/ Accessibility	Support improvements to 6-8 commercial (retail) facades Provide working capital for 4 micro-enterprise businesses?
EO-2	Affordability	
EO-3	Sustainability	

Strategy 4 - Removal of Blighted Conditions

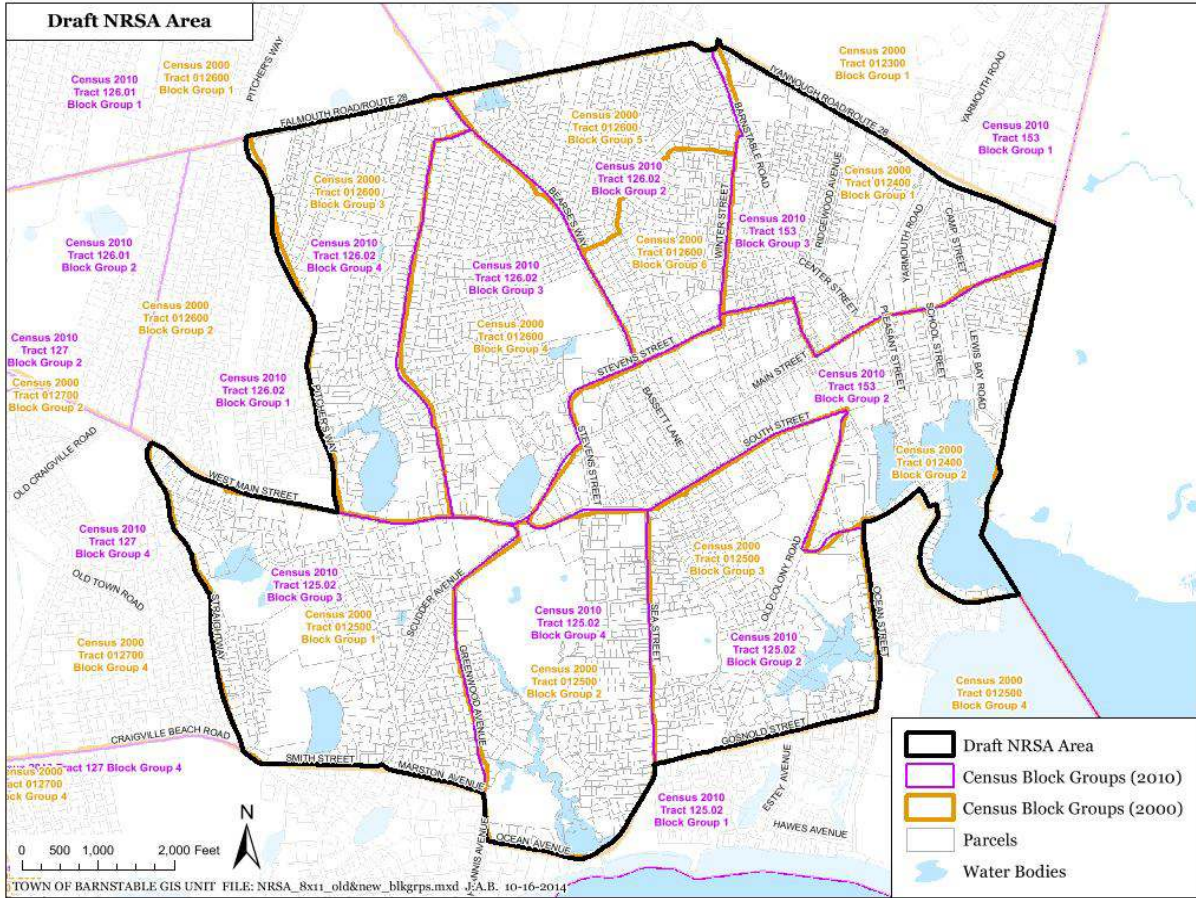
EO-3 Sustainability: Support improvements to specific conditions of commercial (retail) facades in the designated program area.

7. Funding the NRSA Area

CDBG funds may be focused in the NRSA area during the next five years either as a Target Area or pending approval, as an NRSA. When applicable Annual Action Plans will include funding priorities and expected targeted allocations. The Consolidated Annual Performance Evaluation Reports (CAPER) will include a progress summary of funds spent in the NRSA area and achievements.

8. Amending the NRSA

The terms of the NRSA will run parallel with the Five Year Consolidated Plan and end June 30, 2020. It may be extended beyond the five years if submitted in the next Consolidated Plan. Amendments may be submitted if the conditions that existed at the time of the NRSA submission have changed substantially; if determined that the originally approved NRSA has not been effective and a different approach is needed; or if HUD suspends or withdraws its approval of the NRSA because the outcomes have not been achieved. Amendments will follow the Consolidated Plan amendment process found in 24 CFR 91.505.



Grantee SF-424's and Certification(s)

Application for Federal Assistance SF-424		
* 1. Type of Submission: <input type="checkbox"/> Preapplication <input checked="" type="checkbox"/> Application <input type="checkbox"/> Changed/Corrected Application	* 2. Type of Application: <input type="checkbox"/> New <input checked="" type="checkbox"/> Continuation <input type="checkbox"/> Revision	* If Revision, select appropriate letter(s): <input type="text"/> * Other (Specify): <input type="text"/>
* 3. Date Received: <input type="text"/>	4. Applicant Identifier: <input type="text"/>	
5a. Federal Entity Identifier: <input type="text"/>	5b. Federal Award Identifier: B NO: 250032	
State Use Only:		
6. Date Received by State: <input type="text"/>	7. State Application Identifier: <input type="text"/>	
8. APPLICANT INFORMATION:		
* a. Legal Name: <input type="text" value="Town of Barnstable"/>		
* b. Employer/Taxpayer Identification Number (EIN/TIN): <input type="text" value="04-8001072"/>	* c. Organizational DUNS: <input type="text" value="8795307470009"/>	
d. Address:		
* Street1: <input type="text" value="365 Main Street, 3rd Floor"/>	Street2: <input type="text"/>	
* City: <input type="text" value="Barnstable"/>	County/Parish: <input type="text"/>	
* State: <input type="text" value="MA: Massachusetts"/>	Province: <input type="text"/>	
* Country: <input type="text" value="USA: UNITED STATES"/>	* Zip / Postal Code: <input type="text" value="02603"/>	
e. Organizational Unit:		
Department Name: <input type="text" value="Growth Management Department"/>	Division Name: <input type="text"/>	
f. Name and contact information of person to be contacted on matters involving this application:		
Prefix: <input type="text"/>	* First Name: <input type="text" value="Kathleen"/>	
Middle Name: <input type="text"/>	* Last Name: <input type="text" value="Girouard"/>	
Suffix: <input type="text"/>	Title: <input type="text" value="CDBG Coordinator"/>	
Organizational Affiliation: <input type="text" value="Town of Barnstable"/>		
* Telephone Number: <input type="text" value="508 862 4702"/>	Fax Number: <input type="text" value="508 862 4762"/>	
* Email: <input type="text" value="kathleen.girouard@town.barnstable.ma.us"/>		

Application for Federal Assistance SF-424	
<p>* 9. Type of Applicant 1: Select Applicant Type:</p> <input type="text" value="C: City or Township Government"/> <p>Type of Applicant 2: Select Applicant Type:</p> <input type="text"/> <p>Type of Applicant 3: Select Applicant Type:</p> <input type="text"/> <p>* Other (specify):</p> <input type="text"/>	
<p>* 10. Name of Federal Agency:</p> <input type="text" value="U. S. Department of Housing and Urban Development"/>	
<p>11. Catalog of Federal Domestic Assistance Number:</p> <input type="text" value="14-218"/> <p>CFDA Title:</p> <input type="text" value="Community Development Block Grant (CDBG) Program"/>	
<p>* 12. Funding Opportunity Number:</p> <input type="text" value="14-218"/> <p>* Title:</p> <input type="text" value="Community Development Block Grant (CDBG) Program"/>	
<p>13. Competition Identification Number:</p> <input type="text"/> <p>Title:</p> <input type="text"/>	
<p>14. Areas Affected by Project (Cities, Counties, States, etc.):</p> <input type="text"/> <div style="display: flex; justify-content: space-between; margin-top: 5px;"> Add Attachment Delete Attachment View Attachments </div>	
<p>* 15. Descriptive Title of Applicant's Project:</p> <input type="text" value="Community Development Block Grant (CDBG) Program: Affordable Housing, Non-Housing Community Development, Public Services, Public Improvements, Economic Opportunities, NREDA, and Planning and Admin."/>	
<p>Attach supporting documents as specified in agency instructions.</p> <div style="display: flex; justify-content: space-between; margin-top: 5px;"> Add Attachments Delete Attachments View Attachments </div>	

Application for Federal Assistance SF-424	
16. Congressional Districts Of:	
* a. Applicant: MA-9	* b. Program/Project: CHRC
Attach an additional list of Program/Project Congressional Districts if needed.	
<input type="button" value="Add Attachment"/> <input type="button" value="Delete Attachment"/> <input type="button" value="View Attachment"/>	
17. Proposed Project:	
* a. Start Date: 07/01/2015	* b. End Date: 06/30/2020
18. Estimated Funding (\$):	
* a. Federal	386,627.00
* b. Applicant	537,689.00
* c. State	
* d. Local	
* e. Other	
* f. Program Income	
* g. TOTAL	824,316.00
* 19. Is Application Subject to Review By State Under Executive Order 12372 Process?	
<input type="checkbox"/> a. This application was made available to the State under the Executive Order 12372 Process for review on <input type="text"/>	
<input type="checkbox"/> b. Program is subject to E.O. 12372 but has not been selected by the State for review.	
<input type="checkbox"/> c. Program is not covered by E.O. 12372.	
* 20. Is the Applicant Delinquent On Any Federal Debt? (If "Yes," provide explanation in attachment.)	
<input type="checkbox"/> Yes <input checked="" type="checkbox"/> No	
If "Yes", provide explanation and attach <input type="text"/>	
<input type="button" value="Add Attachment"/> <input type="button" value="Delete Attachment"/> <input type="button" value="View Attachment"/>	
21. *By signing this application, I certify (1) to the statements contained in the list of certifications** and (2) that the statements herein are true, complete and accurate to the best of my knowledge. I also provide the required assurances** and agree to comply with any resulting terms if I accept an award. I am aware that any false, fictitious, or fraudulent statements or claims may subject me to criminal, civil, or administrative penalties. (U.S. Code, Title 28, Section 1001)	
<input checked="" type="checkbox"/> ** I AGREE	
** The list of certifications and assurances, or an internet site where you may obtain this list, is contained in the announcement or agency specific instructions.	
Authorized Representative:	
Prefix: Mr.	* First Name: Thomas
Middle Name: K.	
* Last Name: Tynock	
Suffix:	
* Title: Town Manager	
* Telephone Number: 508 862 4610	Fax Number: 508 790 6226
* Email:	
* Signature of Authorized Representative:	* Date Signed: 7/29/15



Non-State Grantee Certifications

NON-STATE GOVERNMENT CERTIFICATIONS

In accordance with the applicable statutes and the regulations governing the consolidated plan regulations, the jurisdiction certifies that:

Affirmatively Further Fair Housing -- The jurisdiction will affirmatively further fair housing, which means it will conduct an analysis of impediments to fair housing choice within the jurisdiction, take appropriate actions to overcome the effects of any impediments identified through that analysis, and maintain records reflecting that analysis and actions in this regard.

Anti-displacement and Relocation Plan -- It will comply with the acquisition and relocation requirements of the Uniform Relocation Assistance and Real Property Acquisition Policies Act of 1970, as amended, and implementing regulations at 49 CFR 24; and it has in effect and is following a residential anti-displacement and relocation assistance plan required under section 104(d) of the Housing and Community Development Act of 1974, as amended, in connection with any activity assisted with funding under the CDBG or HOME programs.

Drug Free Workplace -- It will or will continue to provide a drug-free workplace by:

1. Publishing a statement notifying employees that the unlawful manufacture, distribution, dispensing, possession, or use of a controlled substance is prohibited in the grantee's workplace and specifying the actions that will be taken against employees for violation of such prohibition;
2. Establishing an ongoing drug-free awareness program to inform employees about --
 - a. The dangers of drug abuse in the workplace;
 - b. The grantee's policy of maintaining a drug-free workplace;
 - c. Any available drug counseling, rehabilitation, and employee assistance programs; and
 - d. The penalties that may be imposed upon employees for drug abuse violations occurring in the workplace;
3. Making it a requirement that each employee to be engaged in the performance of the grant be given a copy of the statement required by paragraph 1;
4. Notifying the employee in the statement required by paragraph 1 that, as a condition of employment under the grant, the employee will --
 - a. Abide by the terms of the statement; and
 - b. Notify the employer in writing of his or her conviction for a violation of a criminal drug statute occurring in the workplace no later than five calendar days after such conviction;
5. Notifying the agency in writing, within ten calendar days after receiving notice under subparagraph 4(b) from an employee or otherwise receiving actual notice of such conviction. Employers of convicted employees must provide notice, including position title, to every grant officer or other designee on whose grant activity the convicted employee was working, unless the Federal agency has designated a central point for the receipt of such notices. Notice shall include the identification number(s) of each affected grant;
6. Taking one of the following actions, within 30 calendar days of receiving notice under subparagraph 4(b), with respect to any employee who is so convicted --
 - a. Taking appropriate personnel action against such an employee, up to and including termination, consistent with the requirements of the Rehabilitation Act of 1973, as amended; or
 - b. Requiring such employee to participate satisfactorily in a drug abuse assistance or rehabilitation program approved for such purposes by a Federal, State, or local health, law enforcement, or other appropriate agency;
7. Making a good faith effort to continue to maintain a drug-free workplace through implementation of paragraphs 1, 2, 3, 4, 5 and 6.

Anti-Lobbying -- To the best of the jurisdiction's knowledge and belief:

8. No Federal appropriated funds have been paid or will be paid, by or on behalf of it, to any person for influencing or attempting to influence an officer or employee of any agency, a Member of Congress, an officer or employee of Congress, or an employee of a Member of Congress in connection with the awarding of any Federal contract, the making of any Federal grant, the making of any Federal loan, the entering into of any cooperative agreement, and the extension, continuation, renewal, amendment, or modification of any Federal contract, grant, loan, or cooperative agreement;
9. If any funds other than Federal appropriated funds have been paid or will be paid to any person for influencing or attempting to influence an officer or employee of any agency, a Member of Congress, an officer or employee of Congress, or an employee of a Member of Congress in connection with this Federal contract, grant, loan, or cooperative agreement, it will complete and submit Standard Form-LLL, "Disclosure Form to Report Lobbying," in accordance with its instructions; and
10. It will require that the language of paragraph 1 and 2 of this anti-lobbying certification be included in the award documents for all subawards at all tiers (including subcontracts, subgrants, and contracts under grants, loans, and cooperative agreements) and that all subrecipients shall certify and disclose accordingly.

Authority of Jurisdiction -- The consolidated plan is authorized under State and local law (as applicable) and the jurisdiction possesses the legal authority to carry out the programs for which it is seeking funding, in accordance with applicable HUD regulations.

Consistency with plan -- The housing activities to be undertaken with CDBG, HOME, ESG, and HOPWA funds are consistent with the strategic plan.

Section 3 -- It will comply with section 3 of the Housing and Urban Development Act of 1968, and implementing regulations at 24 CFR Part 135.



Signature/Authorized Official
Thomas K. Lynch, Town Manager
Town of Barnstable

5/1/2015

Date

Specific CDBG Certifications

The Entitlement Community certifies that:

Citizen Participation -- It is in full compliance and following a detailed citizen participation plan that satisfies the requirements of 24 CFR 91.105.

Community Development Plan -- Its consolidated housing and community development plan identifies community development and housing needs and specifies both short-term and long-term community development objectives that provide decent housing, expand economic opportunities primarily for persons of low and moderate income. (See CFR 24 570.2 and CFR 24 part 570)

Following a Plan -- It is following a current consolidated plan (or Comprehensive Housing Affordability Strategy) that has been approved by HUD.

Use of Funds -- It has complied with the following criteria:

11. **Maximum Feasible Priority -** With respect to activities expected to be assisted with CDBG funds, it certifies that it has developed its Action Plan so as to give maximum feasible priority to activities which benefit low and moderate income families or aid in the prevention or elimination of slums or blight. The Action Plan may also include activities which the grantee certifies are designed to meet other community development needs having a particular urgency because existing conditions pose a serious and immediate threat to the health or welfare of the community, and other financial resources are not available);
12. **Overall Benefit -** The aggregate use of CDBG funds including section 108 guaranteed loans during program year(s) 2015, 2015, 2015, (a period specified by the grantee consisting of one, two, or three specific consecutive program years), shall principally benefit persons of low and moderate income in a manner that ensures that at least 70 percent of the amount is expended for activities that benefit such persons during the designated period;
13. **Special Assessments -** It will not attempt to recover any capital costs of public improvements assisted with CDBG funds including Section 108 loan guaranteed funds by assessing any amount against properties owned and occupied by persons of low and moderate income, including any fee charged or assessment made as a condition of obtaining access to such public improvements.

However, if CDBG funds are used to pay the proportion of a fee or assessment that relates to the capital costs of public improvements (assisted in part with CDBG funds) financed from other revenue sources, an assessment or charge may be made against the property with respect to the public improvements financed by a source other than CDBG funds.

The jurisdiction will not attempt to recover any capital costs of public improvements assisted with CDBG funds, including Section 108, unless CDBG funds are used to pay the proportion of fee or assessment attributable to the capital costs of public improvements financed from other revenue sources. In this case, an assessment or charge may be made against the property with respect to the public improvements financed by a source other than CDBG funds. Also, in the case of properties owned and occupied by moderate-income (not low-income) families, an assessment or charge may be made against the property for public improvements financed by a source other than CDBG funds if the jurisdiction certifies that it lacks CDBG funds to cover the assessment.

Excessive Force -- It has adopted and is enforcing:

14. A policy prohibiting the use of excessive force by law enforcement agencies within its jurisdiction against any individuals engaged in non-violent civil rights demonstrations; and
15. A policy of enforcing applicable State and local laws against physically barring entrance to or exit from a facility or location which is the subject of such non-violent civil rights demonstrations within its jurisdiction;

Compliance With Anti-discrimination laws -- The grant will be conducted and administered in conformity with title VI of the Civil Rights Act of 1964 (42 USC 2000d), the Fair Housing Act (42 USC 3601-3619), and implementing regulations.

Lead-Based Paint -- Its activities concerning lead-based paint will comply with the requirements of part 35, subparts A, B, J, K and R, of title 24;

Compliance with Laws -- It will comply with applicable laws.



Signature/Authorized Official
Thomas K. Lynch, Town Manager
Town of Barnstable

5/1/2015

Date

Non-State Grantee Certifications

3

Town of Barnstable

APPENDIX TO CERTIFICATIONS

Instructions Concerning Lobbying and Drug-Free Workplace Requirements

Lobbying Certification

This certification is a material representation of fact upon which reliance was placed when this transaction was made or entered into. Submission of this certification is a prerequisite for making or entering into this transaction imposed by section 1352, title 31, U.S. Code. Any person who fails to file the required certification shall be subject to a civil penalty of not less than \$10,000 and not more than \$100,000 for each such failure.

Drug-Free Workplace Certification

1. By signing and/or submitting this application or grant agreement, the grantee is providing the certification.
2. The certification is a material representation of fact upon which reliance is placed when the agency awards the grant. If it is later determined that the grantee knowingly rendered a false certification, or otherwise violates the requirements of the Drug-Free Workplace Act, HUD, in addition to any other remedies available to the Federal Government, may take action authorized under the Drug-Free Workplace Act.
3. Workplaces under grants, for grantees other than individuals, need not be identified on the certification. If known, they may be identified in the grant application. If the grantee does not identify the workplaces at the time of application, or upon award, if there is no application, the grantee must keep the identity of the workplace(s) on file in its office and make the information available for Federal inspection. Failure to identify all known workplaces constitutes a violation of the grantee's drug-free workplace requirements.
4. Workplace identifications must include the actual address of buildings (or parts of buildings) or other sites where work under the grant takes place. Categorical descriptions may be used (e.g., all vehicles of a mass transit authority or State highway department while in operation, State employees in each local unemployment office, performers in concert halls or radio stations).
5. If the workplace identified to the agency changes during the performance of the grant, the grantee shall inform the agency of the change(s), if it previously identified the workplaces in question (see paragraph three).
6. The grantee may insert in the space provided below the site(s) for the performance of work done in connection with the specific grant: Place of Performance (Street address, city, county, state, zip code). Check if there are workplaces on file that are not identified here. The certification with regard to the drug-free workplace is required by 24 CFR part 21.

Place Name	Street	City	County	State	Zip
Town of Barnstable, Town Hall	367 Main Street	Hyannis	Barnstable	MA	02601
Gruwch Management Office	Town Hall, 367 Main Street, 3 rd Floor	Hyannis	Barnstable	MA	02601

7. Definitions of terms in the Nonprocurement Suspension and Debarment common rule and Drug-Free Workplace common rule apply to this certification. Grantees' attention is called, in particular, to the following definitions from these rules: "Controlled substance" means a controlled substance in Schedules I through V of the Controlled Substances Act (21 U.S.C. 812) and as further defined by regulation (21 CFR 1308.11 through 1308.15); "Conviction" means a finding of guilt (including a plea of *nolo contendere*) or imposition of sentence, or both, by any judicial body charged with the responsibility to determine violations of the Federal or State criminal drug statutes; "Criminal drug statute" means a Federal or non-Federal criminal statute involving the manufacture, distribution, dispensing, use, or possession of any controlled substance; "Employee" means the employee of a grantee directly engaged in the performance of work under a grant, including:
 - a. All "direct charge" employees;
 - b. all "indirect charge" employees unless their impact or involvement is insignificant to the performance of the grant; and
 - c. temporary personnel and consultants who are directly engaged in the performance of work under the grant and who are on the grantee's payroll. This definition does not include workers not on the payroll of the grantee (e.g., volunteers, even if used to meet a matching requirement; consultants or independent contractors not on the grantee's payroll; or employees of sub-recipients or subcontractors in covered workplaces).

Note that by signing these certifications, certain documents must complete, in use, and on file for verification. These documents include:

1. Analysis of Impediments to Fair Housing
2. Citizen Participation Plan
3. Anti-displacement and Relocation Plan



Signature/Authorized Official
Thomas K. Lynch, Town Manager

5/1/2015

Date

Appendix - Alternate/Local Data Sources

1	Data Source Name 2009-2013 American Community Survey 5yr Estimates
	List the name of the organization or individual who originated the data set. 2009 - 2013 American Community Survey (ACS)
	Provide a brief summary of the data set. Selected Economic Characteristics 2009-2013 for Barnstable Town City, Massachusetts
	What was the purpose for developing this data set? The one provided in the Consolidated Plan was blank.
	Provide the year (and optionally month, or month and day) for when the data was collected. 2009 - 2013 Five year Estimates
	Briefly describe the methodology for the data collection. Sample size and data quality measures (including coverage rates, allocations rates, and response rates) can be found on the American Community Survey website in the Methodology section.
	Describe the total population from which the sample was taken. Barnstable Town City, Massachusetts
	Describe the demographics of the respondents or characteristics of the unit of measure, and the number of respondents or units surveyed. See the Data and Documentation section on the American Community Survey website
	Data Source Name CHAS 2006 - 2010 appended
List the name of the organization or individual who originated the data set. HUD CHAS Data Sets	
Provide a brief summary of the data set. Housing problems	
What was the purpose for developing this data set? Appending pre-populated table to add a total column and percentage column which are used in the HUD method to calculate disproportionately greater need.	
Provide the year (and optionally month, or month and day) for when the data was collected. 2006 - 2010	

	<p>Briefly describe the methodology for the data collection.</p> <p>Disproportionally greater need is when members of racial or ethnic group at a given income level experience housing problems at a greater rate (10 percentage points or more) than the income level as a whole.</p>
	<p>Describe the total population from which the sample was taken.</p> <p>Barnstable households with incomes at or below 30% AMI.</p>
	<p>Describe the demographics of the respondents or characteristics of the unit of measure, and the number of respondents or units surveyed.</p>
3	<p>Data Source Name</p> <p>2008 - 2012 American Community Survey</p>
	<p>List the name of the organization or individual who originated the data set.</p> <p>American Community Survey from the Housing Needs Assessment (HNA) dated December 2014</p>
	<p>Provide a brief summary of the data set.</p> <p>Housing Occupancy and Tenure, 2008 - 2012</p>
	<p>What was the purpose for developing this data set?</p> <p>The pre-populated table in IDIS was blank.</p>
	<p>Provide the year (and optionally month, or month and day) for when the data was collected.</p> <p>2008 -2012</p>
	<p>Briefly describe the methodology for the data collection.</p> <p>See American Community Survey (ACS) website for methodology.</p>
	<p>Describe the total population from which the sample was taken.</p> <p>See ACS website for sample information.</p>
	<p>Describe the demographics of the respondents or characteristics of the unit of measure, and the number of respondents or units surveyed.</p> <p>See ACS website and Housing Needs Assessment for additional information.</p>
4	<p>Data Source Name</p> <p>Housing Needs Assessment December 2014</p>
	<p>List the name of the organization or individual who originated the data set.</p> <p>Produced for the Town of Barnstable with assistance of planning consultant Jennifer M. Goldson, AICP, JM Goldson community preservation + planning.</p> <p>The Housing Needs Assessment is available online at: http://www.town.barnstable.ma.us/AffordableHousing/HousingNeeds.pdf.</p>

	<p>Provide a brief summary of the data set.</p> <p>Housing needs assessment for the Town of Barnstable which includes a subset of information for the village of Hyannis.</p>
	<p>What was the purpose for developing this data set?</p> <p>To assess the housing needs of the Town as a whole and for the village of Hyannis to help understand current and future housing needs and lay the groundwork to prepare the Housing Production Plan.</p>
	<p>How comprehensive is the coverage of this administrative data? Is data collection concentrated in one geographic area or among a certain population?</p> <p>Data collection includes the entire Town of Barnstable and also breaks out the village of Hyannis.</p>
	<p>What time period (provide the year, and optionally month, or month and day) is covered by this data set?</p> <p>Report completed December 2014.</p>
	<p>What is the status of the data set (complete, in progress, or planned)?</p> <p>Complete.</p>