

## Barnstable Dog Park



## Town of Barnstable ADA Transition Plan

June 2021



Institute for Human Centered Design

200 Portland Street, Boston, MA 02114  
www.IHCDesign.org • info@IHCDesign.org  
617-695-1225 voice/tty

### Background

Barnstable Dog Park is located at 1431 Phinneys Lane, Hyannis. There are three (3) entrances to the dog park. Amenities include a drinking fountains, benches, a route near the park and a parking lot.

### Key Accessibility Issues

#### Exterior Access Route

Accessibility issues include cross slope higher than the maximum allowed at the dog park entrance on the north side. Additional issues include cross and run slopes higher than the maximum allowed at the exterior route near the park. In addition, there is a lack of an accessible route to dog waste bags.

### Additional Accessibility Issues

- Parking lot sign installed higher than the maximum allowed.
- Lack of clear floor space at the drinking fountains for seated users.
- Lack of drinking fountain for standing users.

### Order of Magnitude Cost Estimates

- Renovate exterior access routes: \$720
- Drinking fountains for standing users: \$18,168

**\*Total: \$ 18,888**






\*Cost for exterior route near the park not included.

### Best Practice and Inclusive Design





Best practice and inclusive design recommendations include elements that are not required in the standards but may create enhanced experiences for all users.

- Recommend providing a stone dust stable surface around the dog park with no more than 1:50 (2.00%) cross slope and 1:20 (5.00%) run slope that is at least 48" wide and in operable working conditions.




**Town of Barnstable  
Barnstable Dog Park**

ID	Location	Floor	Room	Element	Type	Photo	Issues	Current Measure	Recommendations	Quantity	Price	Cost Estimation
<b>Approach and Entrance</b>												
<b>Exterior Access Route</b>												
1	Parking Lot to Dog Park Entrance North Side	Ext.		Exterior Access Route	Walkway		Cross slope > 1:50 (2.00%)	2.4%	Reduce cross slope to be no steeper than 1:50 (2.00%).	1	240	\$240
2	Route Near the Park	Ext.		Exterior Access Route	Walkway		Cross slope > 1:50 (2.00%)	3.2%	Reduce cross slope to be no steeper than 1:50 (2.00%).	1	-	\$0
3	Route Near the Park	Ext.		Exterior Access Route	Walkway		Cross slope > 1:50 (2.00%) Running slope > 1:20 (5%)	4.4% 6.6%	Reduce cross slope to be no steeper than 1:50 (2.00%). Reduce running slope to be no steeper than 1:20 (5.00%).	1	-	\$0
4	Route Near the Park	Ext.		Exterior Access Route	Walkway		Cross slope > 1:50 (2.00%) Running slope > 1:20 (5%)	4.2% 6.3%	Reduce cross slope to be no steeper than 1:50 (2.00%). Reduce running slope to be no steeper than 1:20 (5.00%).	1	-	\$0
5	Route Near the Park	Ext.		Exterior Access Route	Walkway		Running slope > 1:20 (5%)	8.5%	Reduce running slope to be no steeper than 1:20 (5.00%).	1	-	\$0

**Town of Barnstable  
Barnstable Dog Park**

ID	Location	Floor	Room	Element	Type	Photo	Issues	Current Measure	Recommendations	Quantity	Price	Cost Estimation
<b>Off-Street Parking Lot or Garage</b>												
6	Parking Lot	Ext.		Off-Street Parking Lot or Garage	Visitor		Sign top > 96" above finished grade	-	Locate sign with the top of the sign 96" above the ground.	1	Labor	\$0
<b>Access to Goods and Services</b>												
<b>Dog Parks</b>												
7	Dog Park Entrance Between North and South Side	Ext.		Dog Parks	N/A		Accessible route not provided	-	Ensure an accessible route is provided to dog waste station.	1	240	\$240
8	Dog Park Entrance South Side	Ext.		Dog Parks	N/A		Accessible route not provided	-	Ensure an accessible route is provided to dog waste station.	1	240	\$240
<b>Additional Access</b>												
<b>Drinking Fountains</b>												
9	Dog Park Between North and South Side	Ext.		Drinking Fountains	Hi-Lo		Clear floor space not provided No drinking fountain provided for standing users	- -	Provide a 30" by 48" clear floor space positioned for a forward approach. Provide an additional drinking fountain for standing users.	1	6056	\$6056

**Town of Barnstable  
Barnstable Dog Park**

ID	Location	Floor	Room	Element	Type	Photo	Issues	Current Measure	Recommendations	Quantity	Price	Cost Estimation
10	Dog Park North Side	Ext.		Drinking Fountains	Hi-Lo		Clear floor space not provided No drinking fountain provided for seated users	- -	Provide a 30" by 48" clear floor space positioned for a forward approach. Provide an additional drinking fountain for seated users.	1	6056	\$6056
11	Dog Park 3 South Side	Ext.		Drinking Fountains	Hi-Lo		Clear floor space not provided No drinking fountain provided for seated users	- -	Provide a 30" by 48" clear floor space positioned for a forward approach. Provide an additional drinking fountain for seated users.	1	6056	\$6056
<b>Best Practice</b>												
12	Route Round the Park	Ext.			N/A			-	Recommend providing a stone dust stable surface around the dog park with no more than 1:50 (2.00%) cross slope and 1:20 (5.00%) run slope that is at least 48" wide and in operable working conditions.	1	-	\$0